
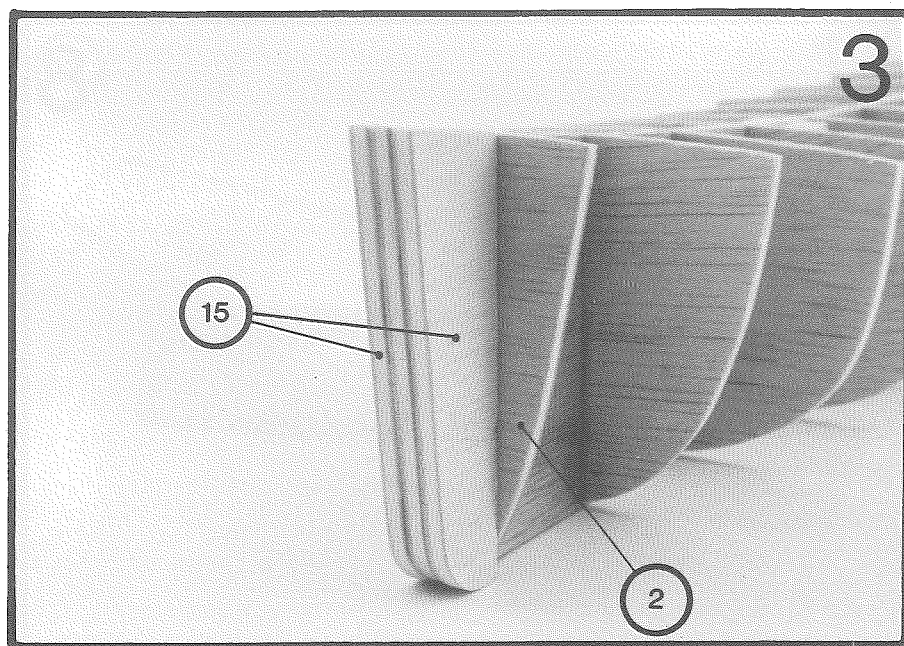
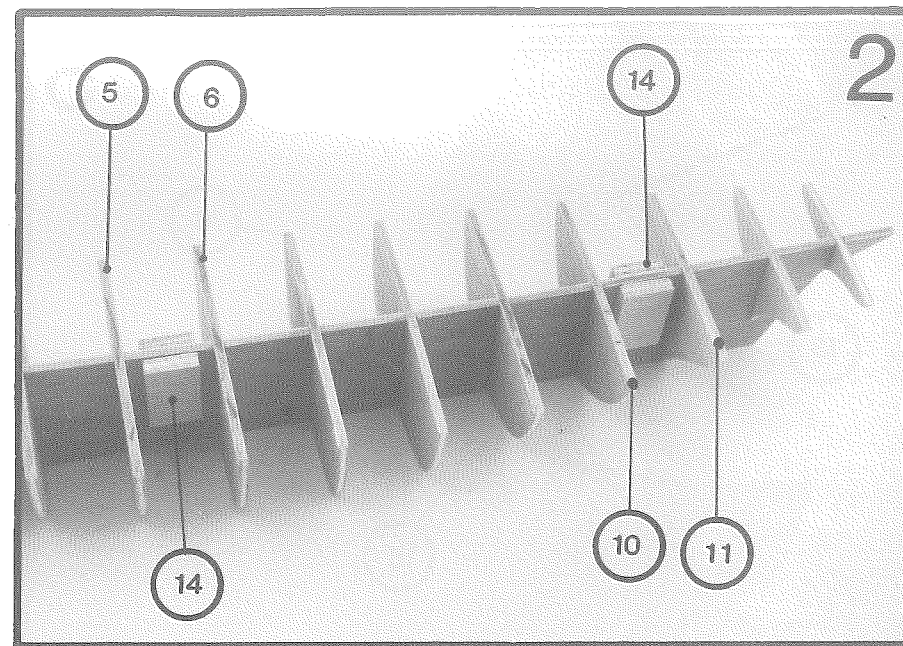




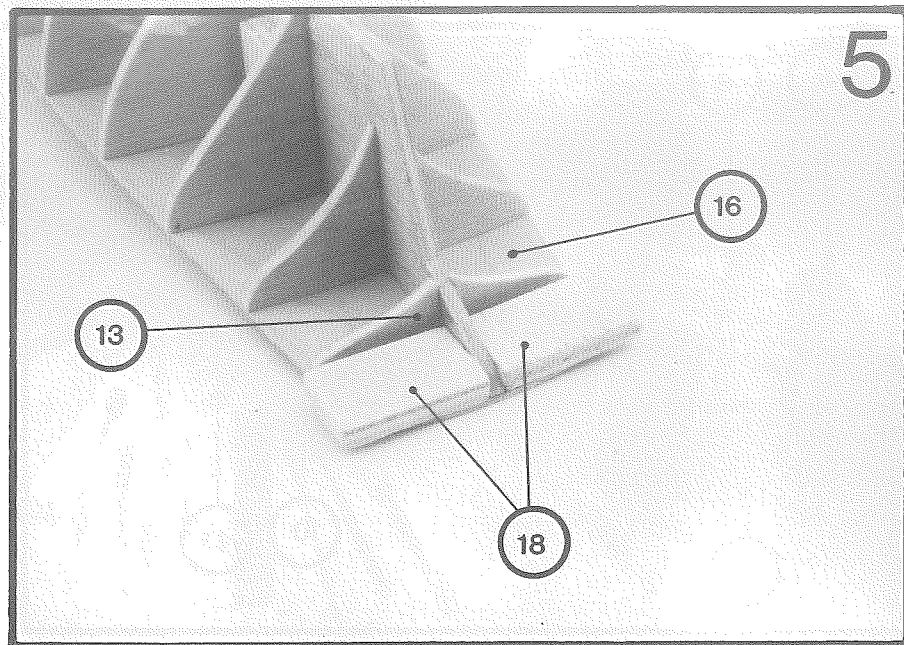


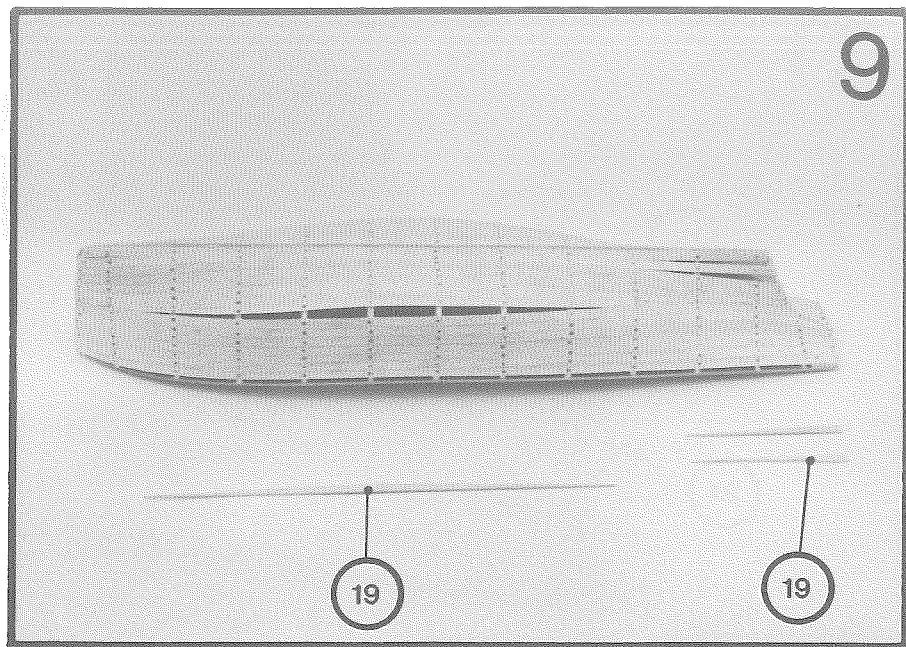
ARTESANIA LATINA

CLARA MAY






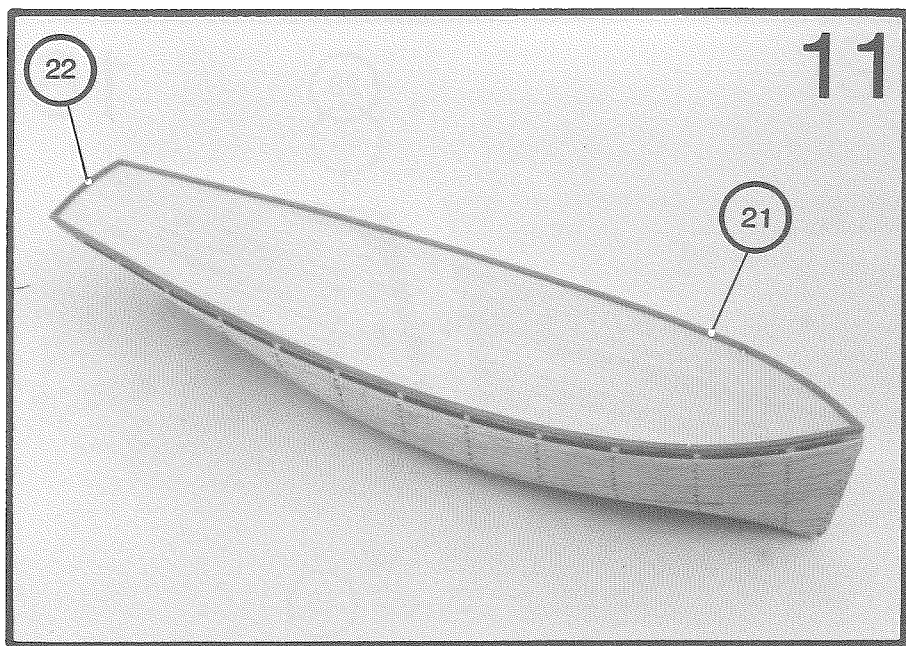
9




10

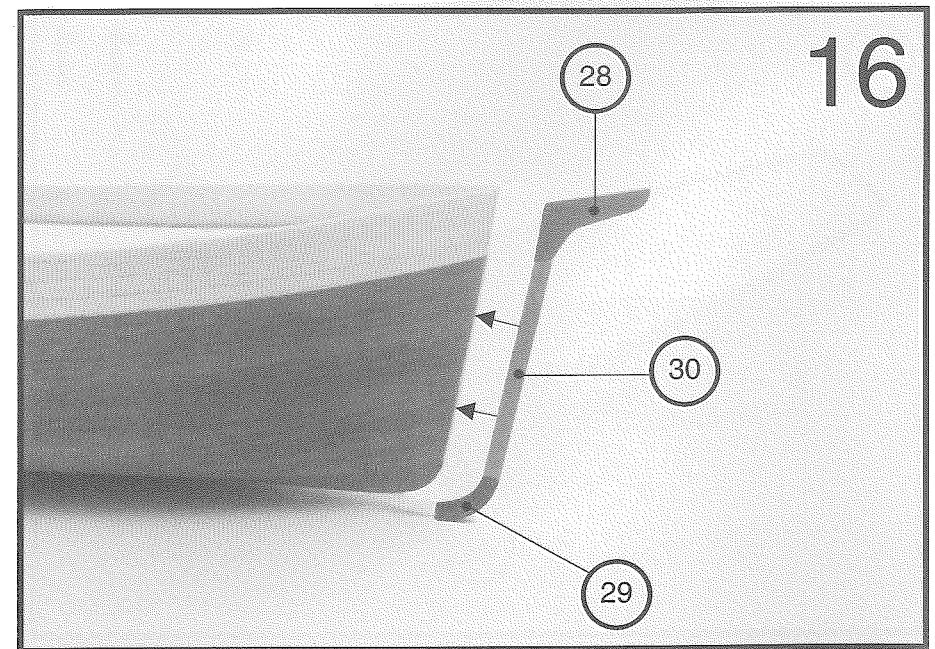





11




12






17

31




18

32



19

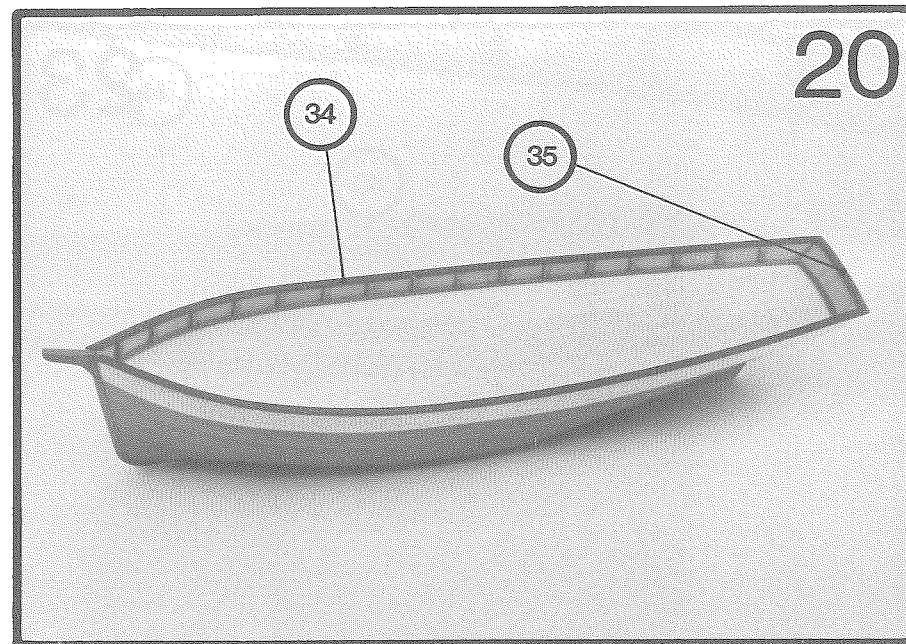
33

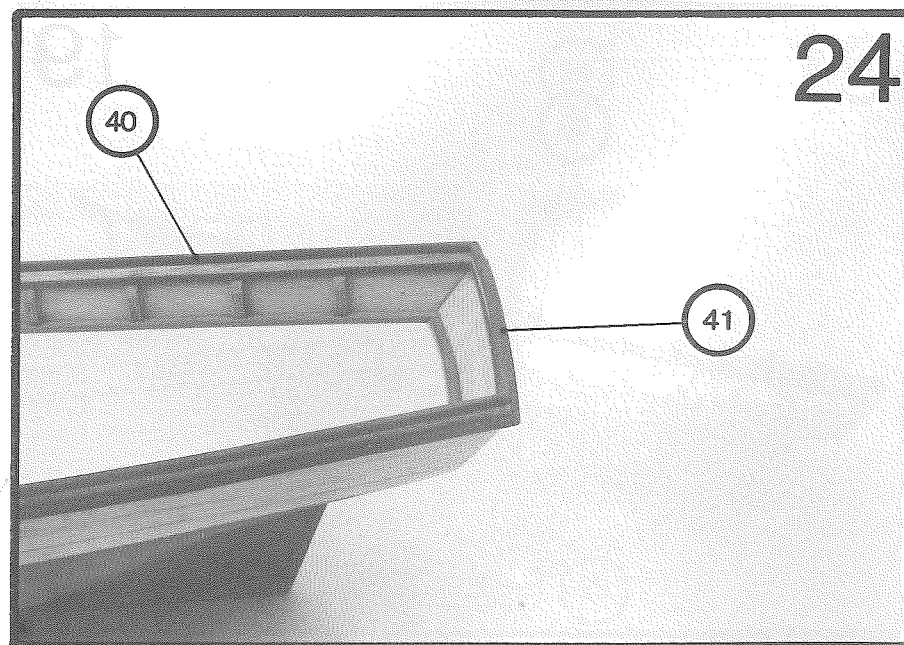

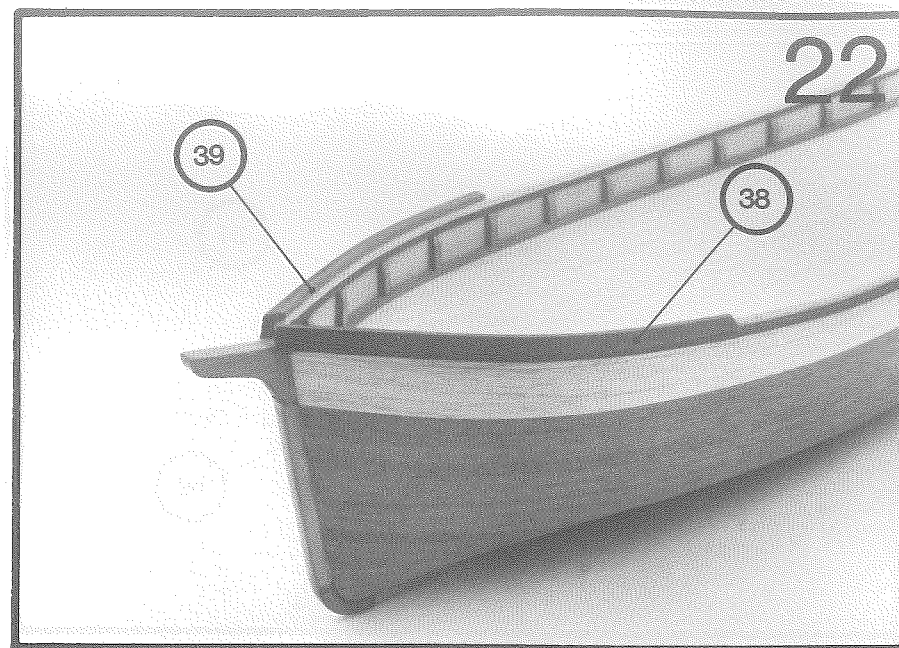
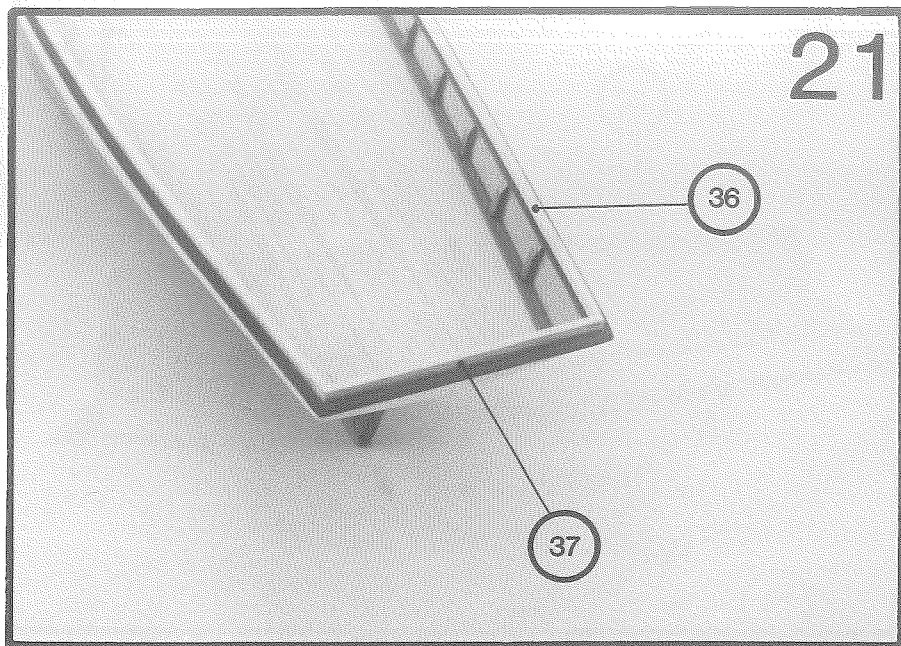




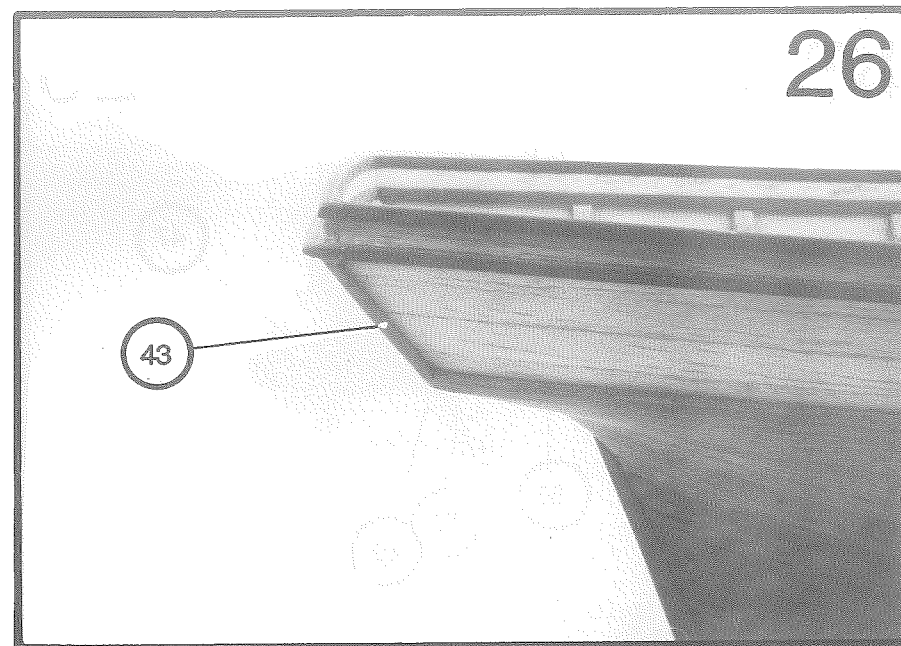
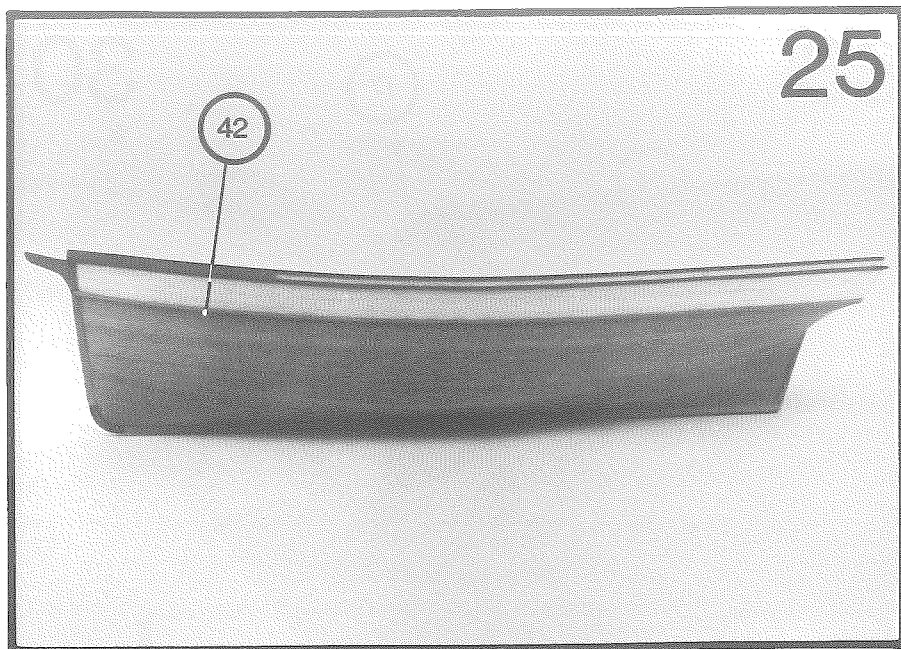
20


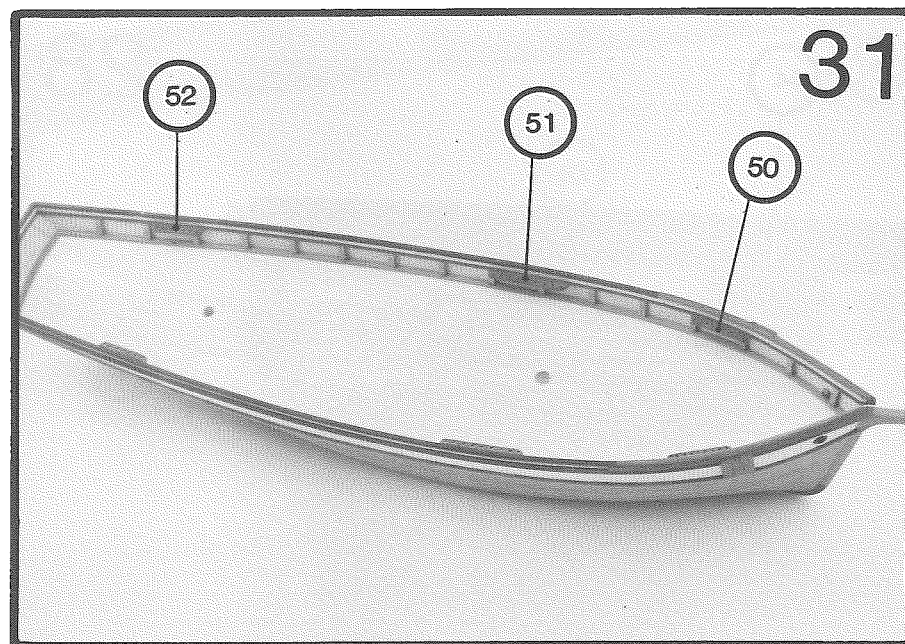

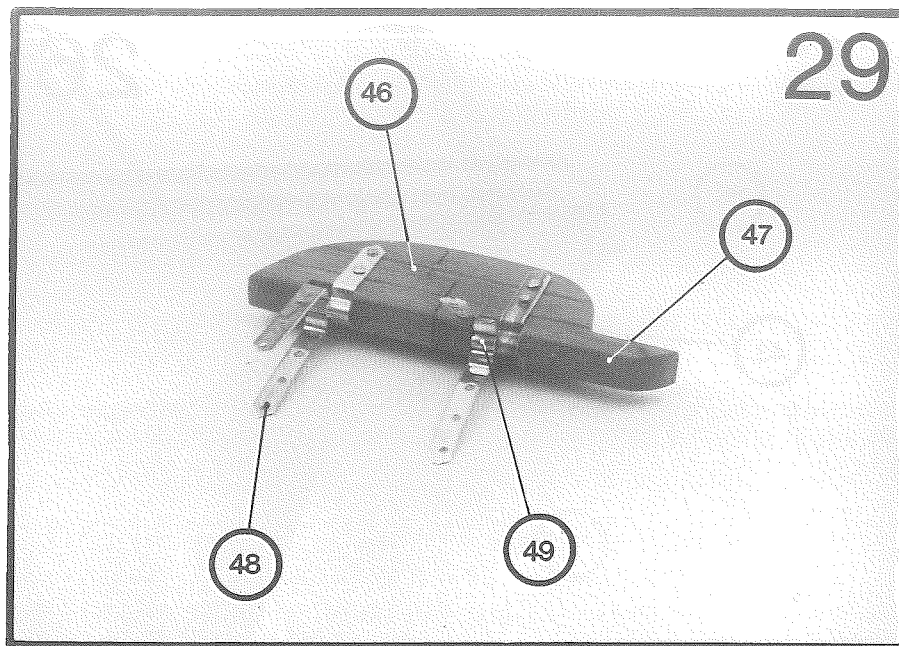
34

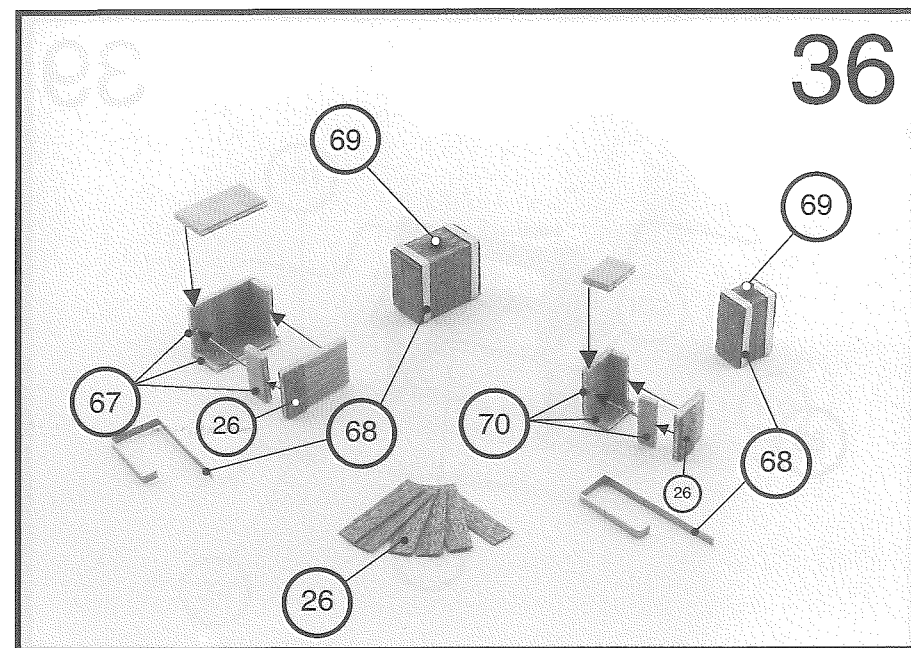
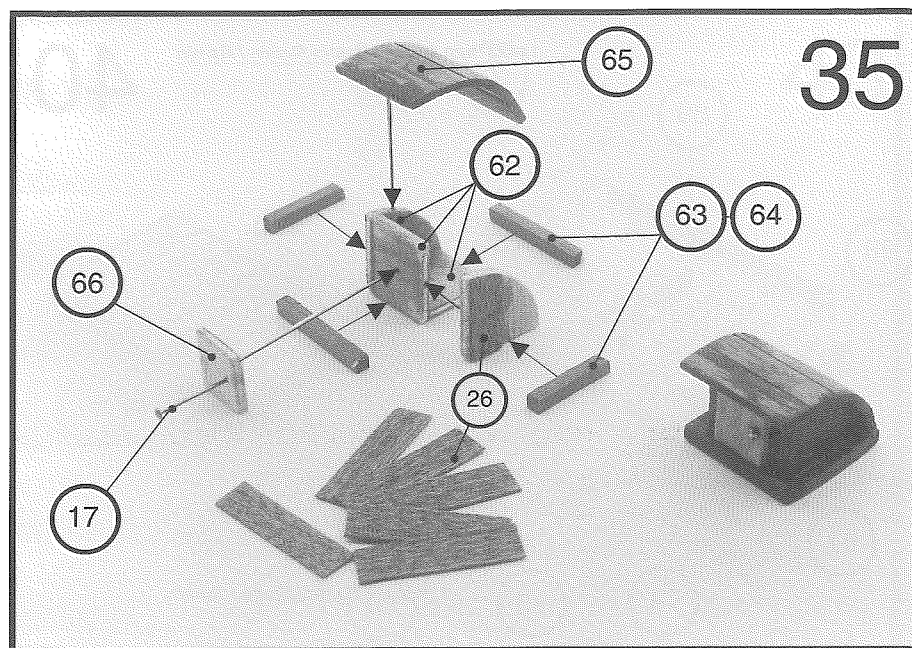
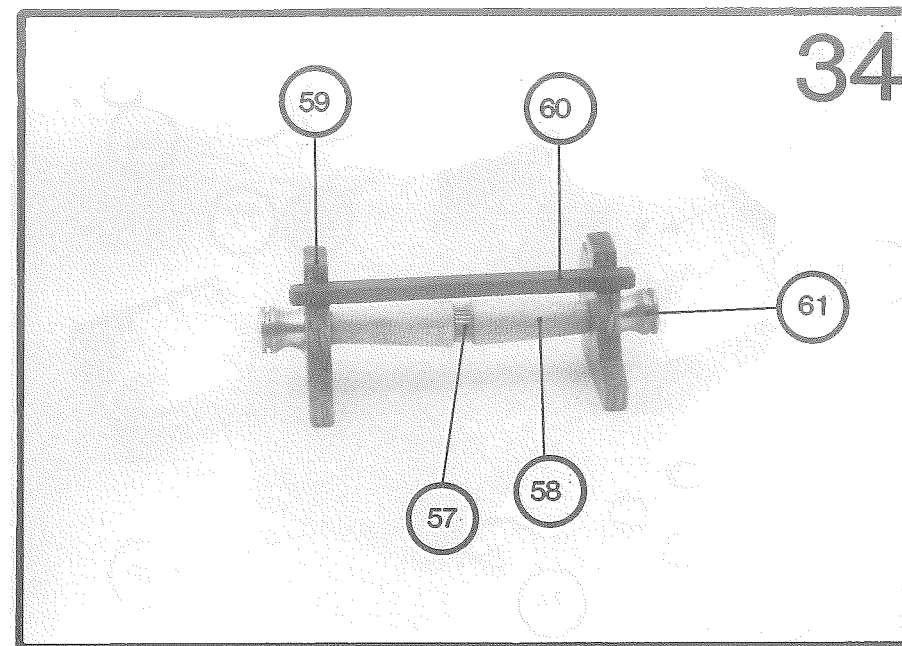
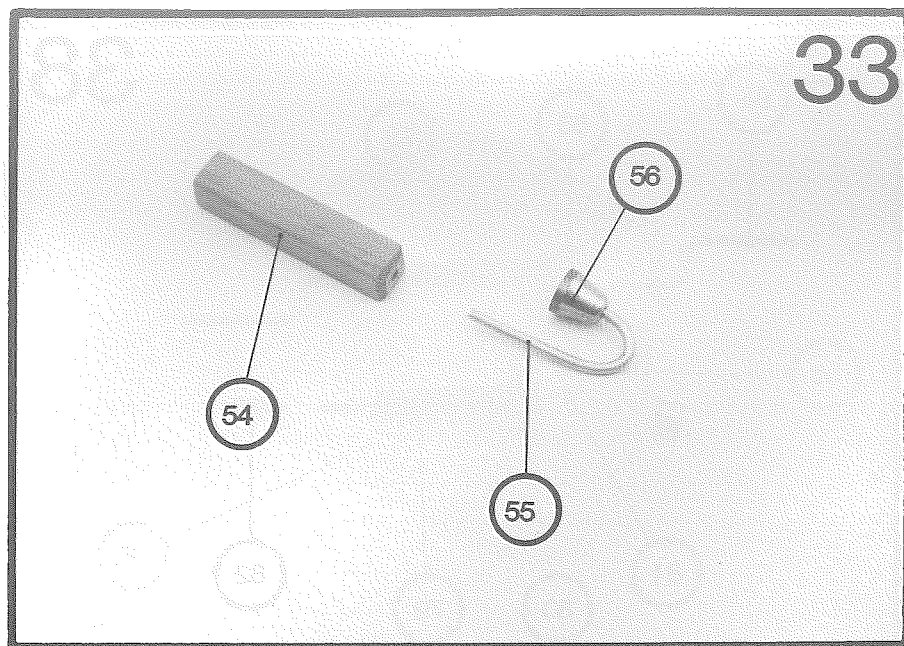
35

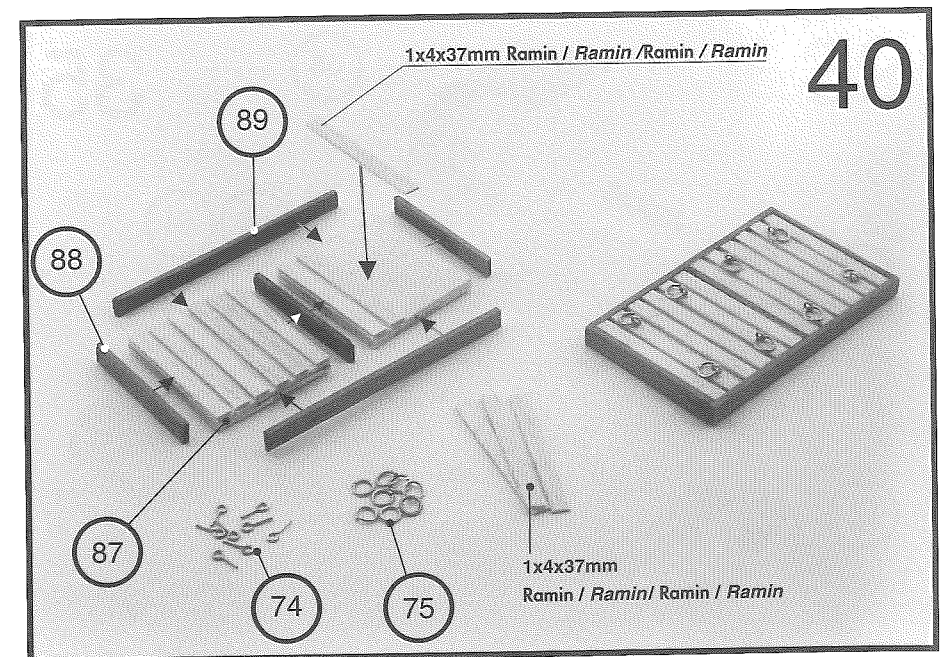
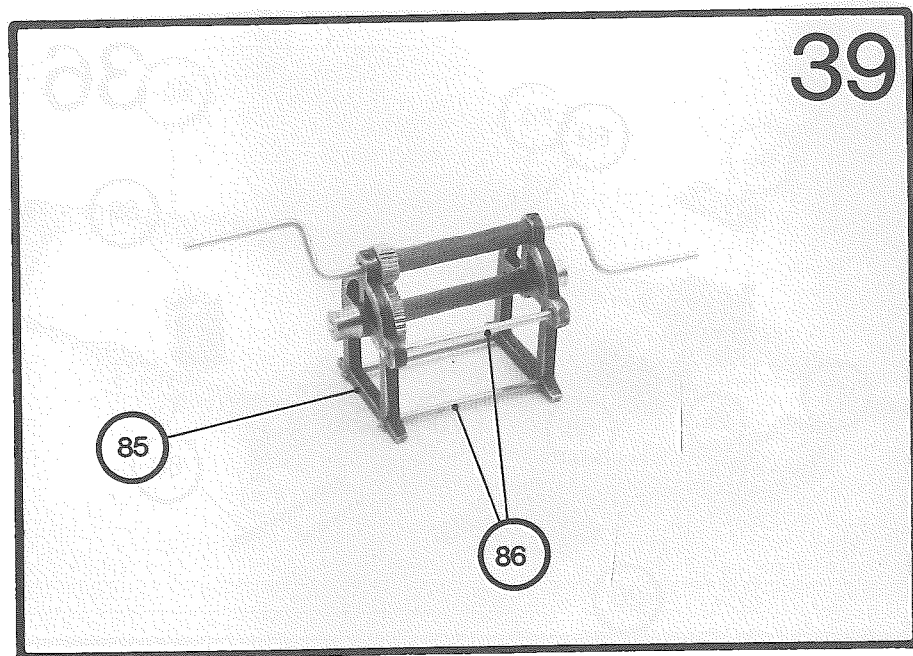
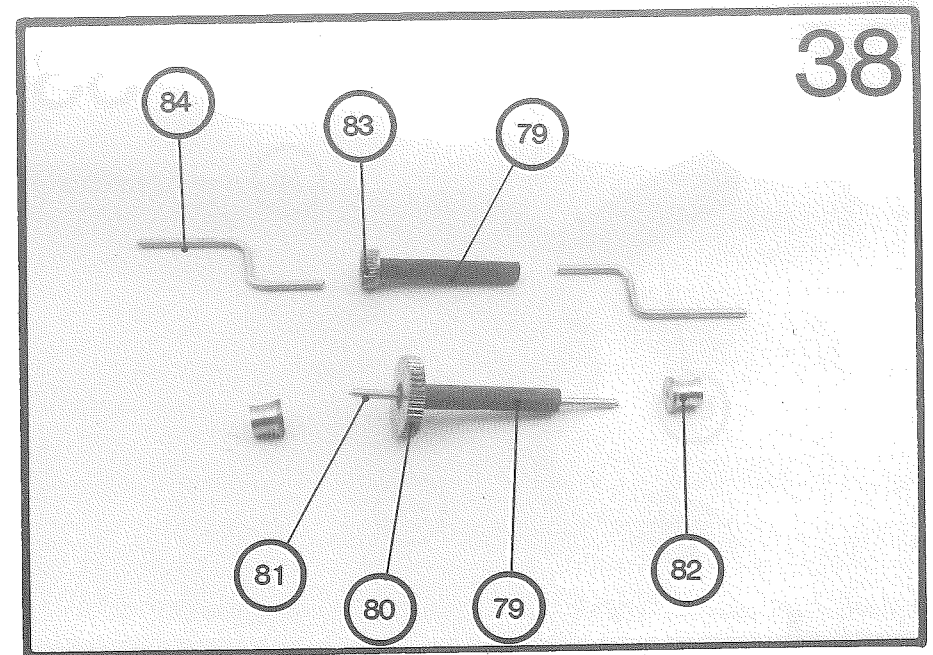



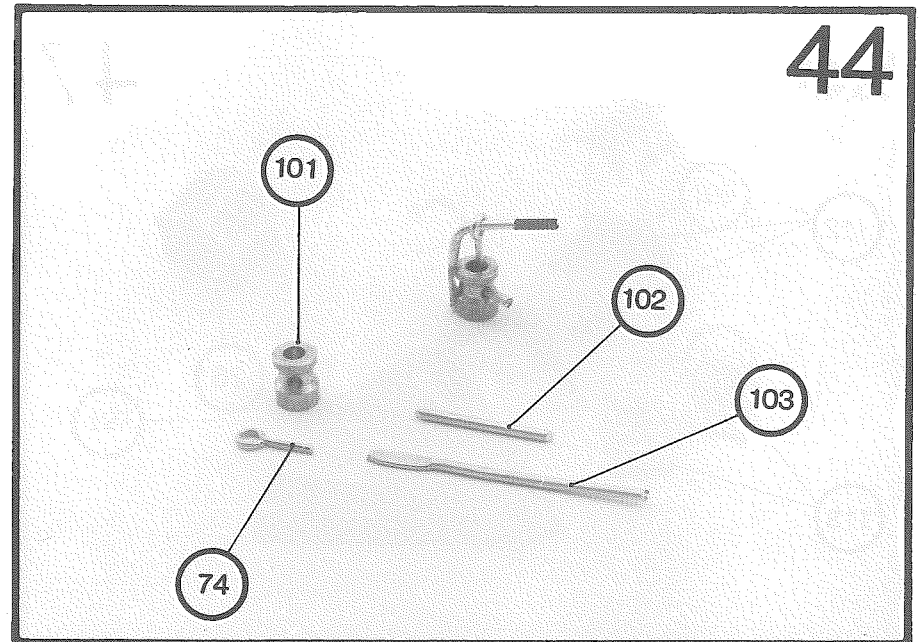
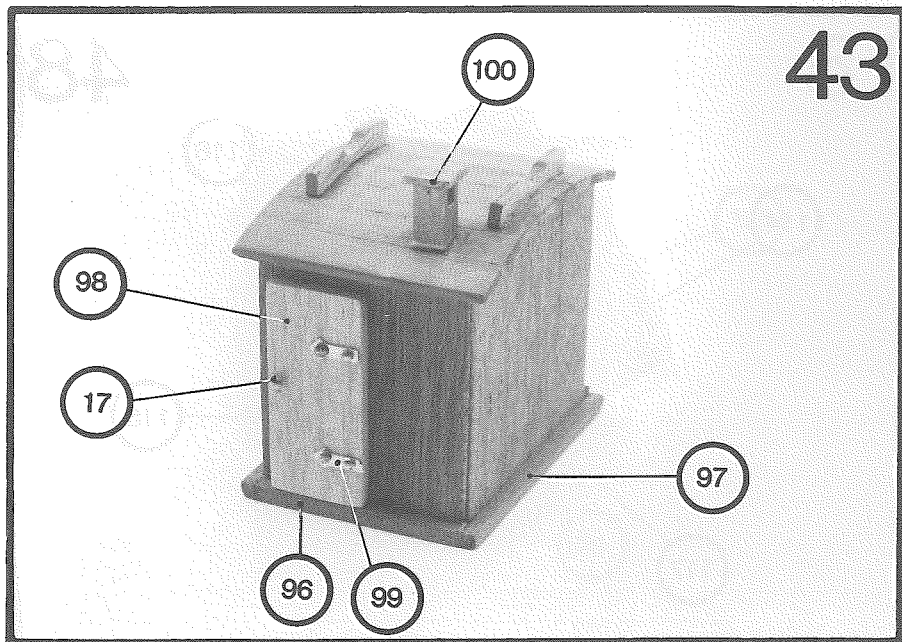
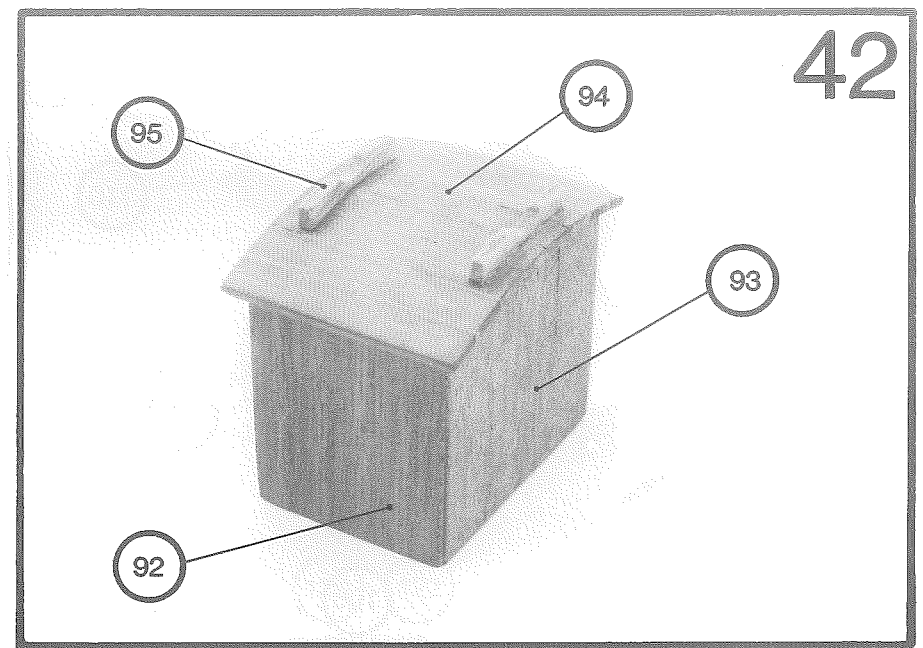
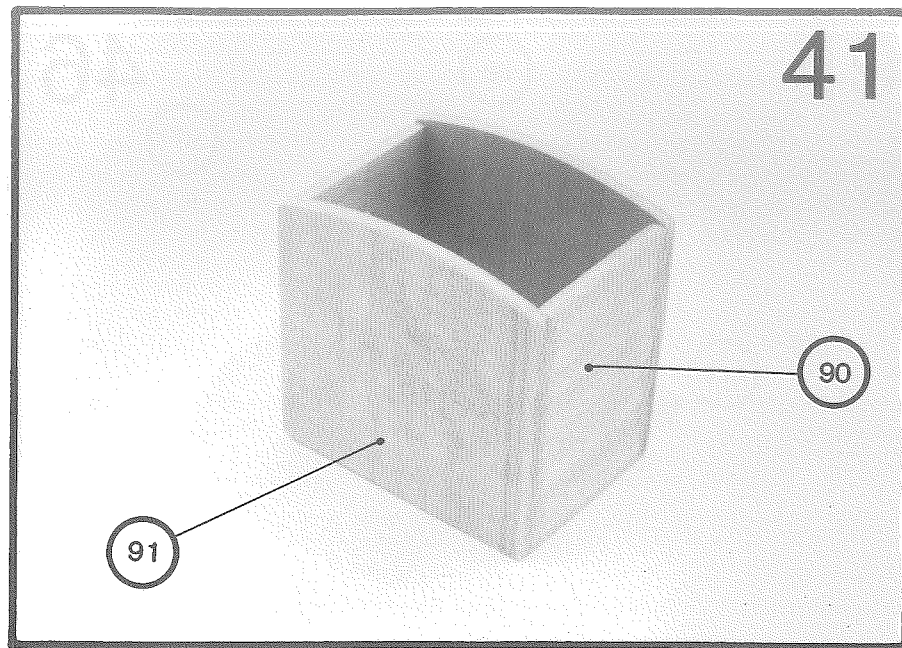


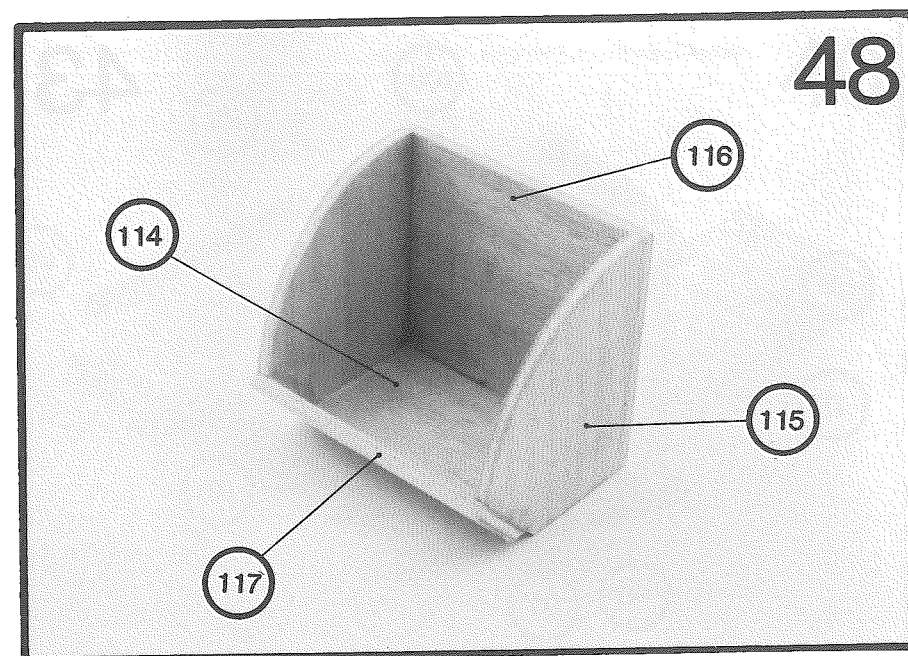


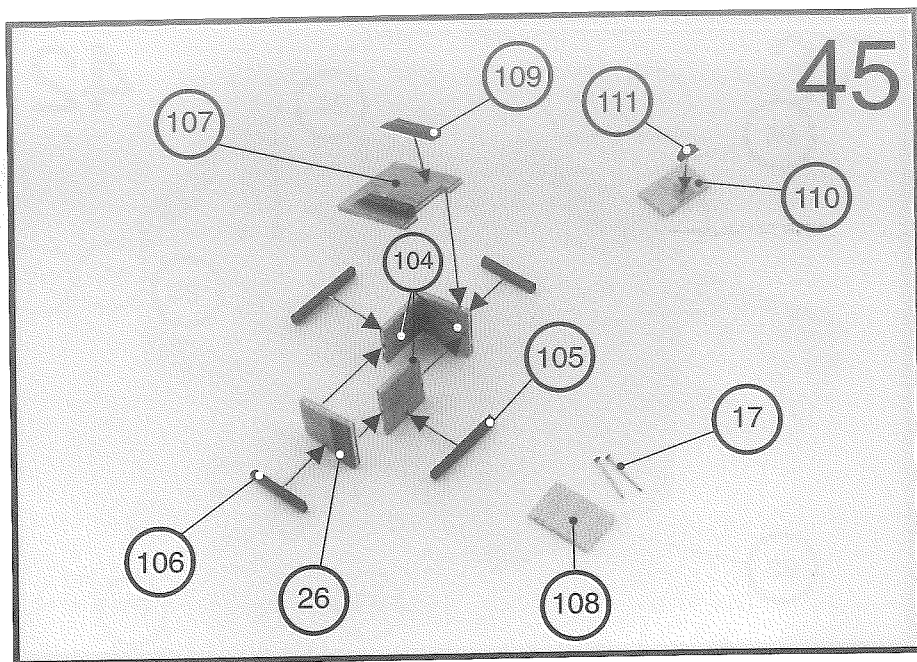


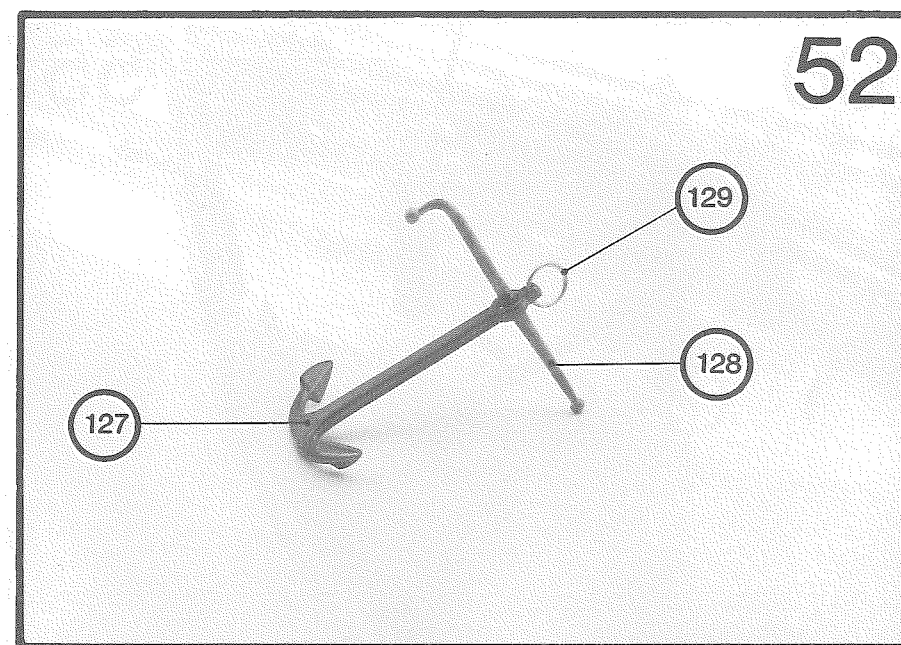

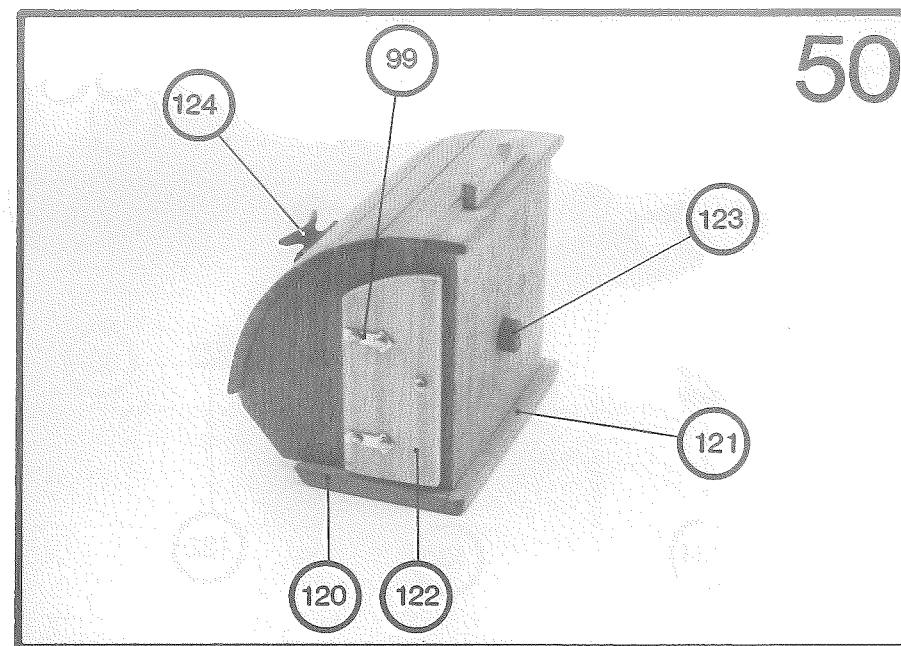
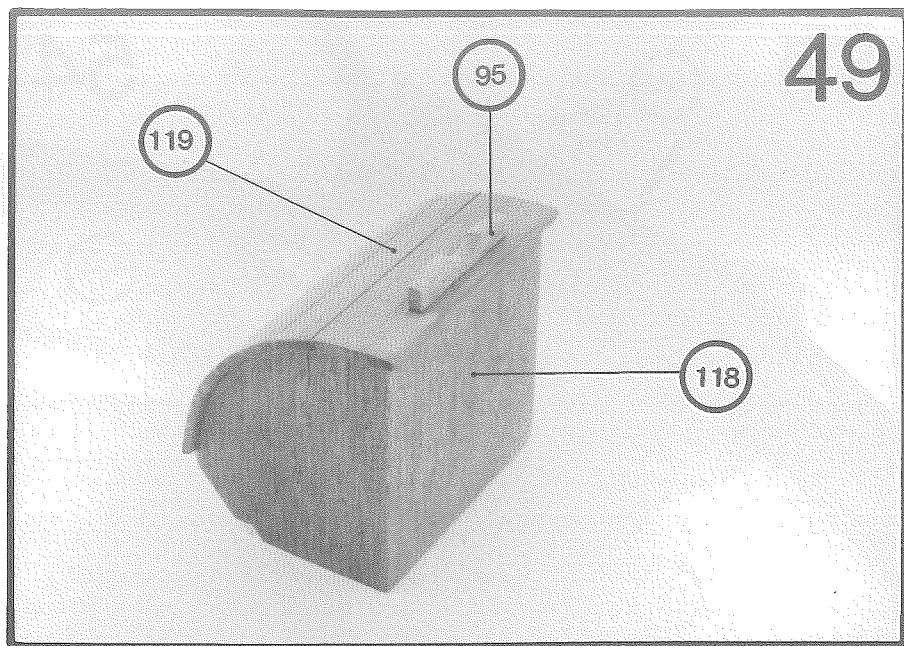


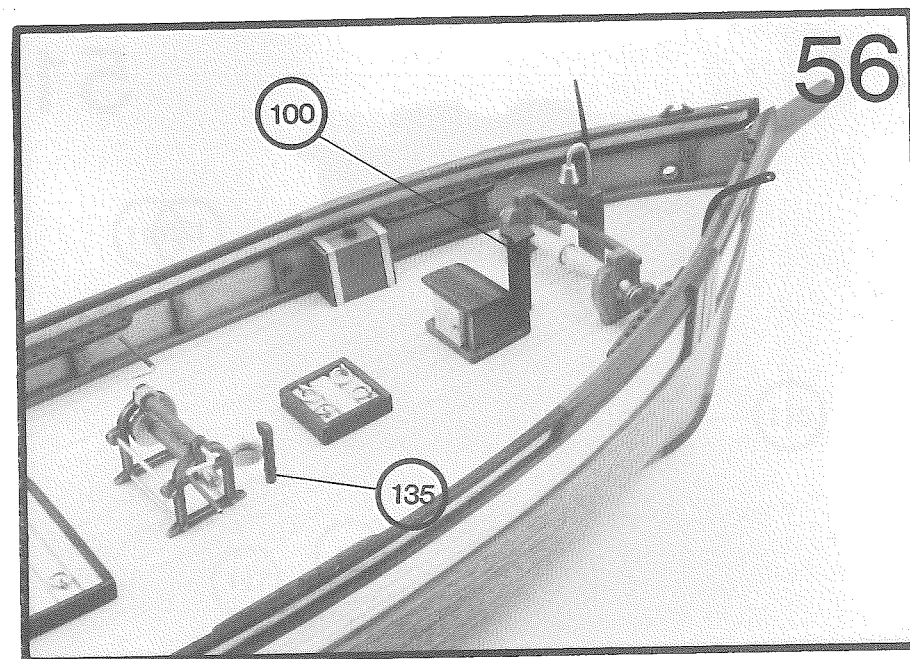

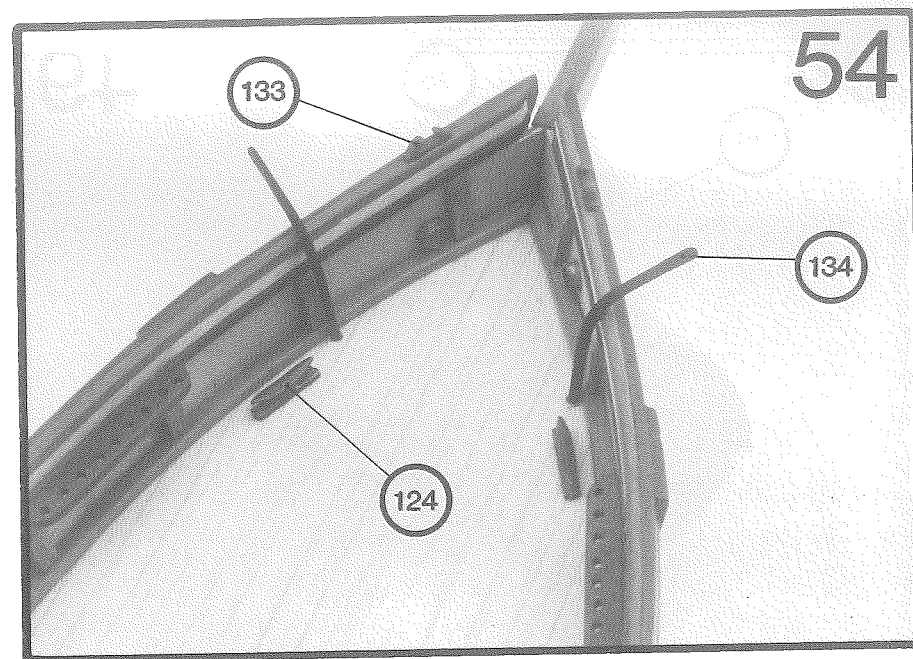









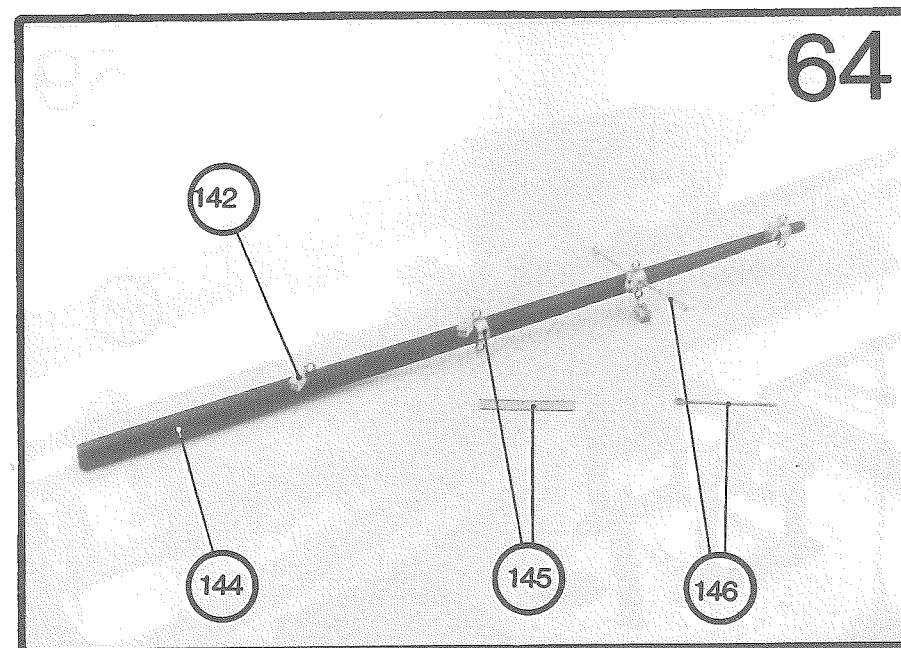

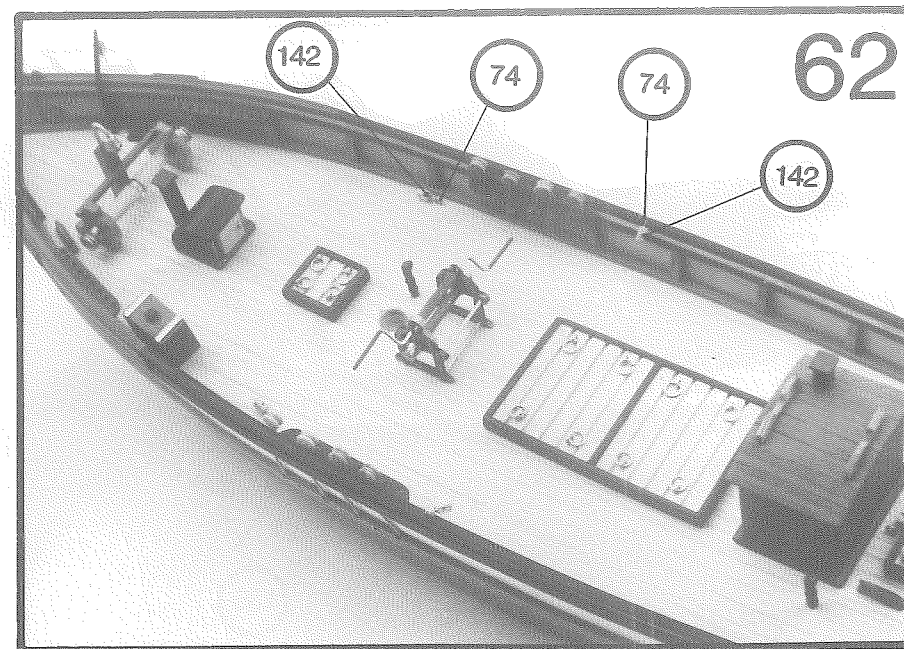
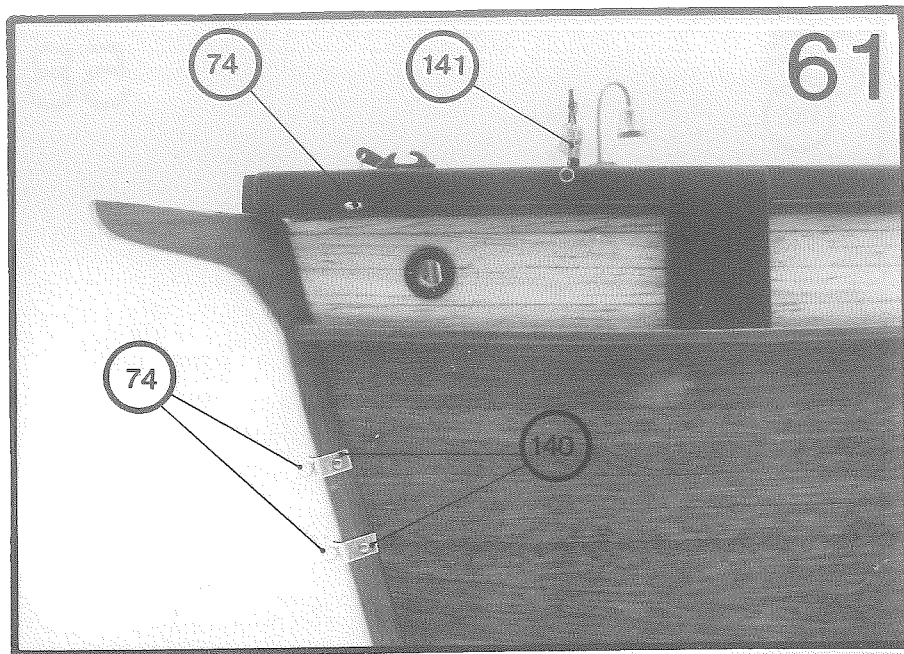


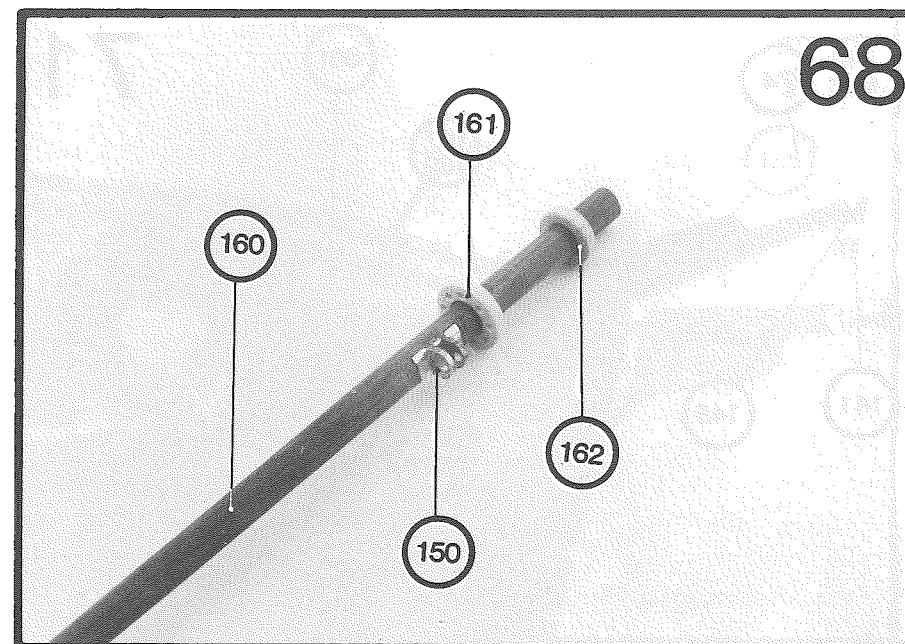
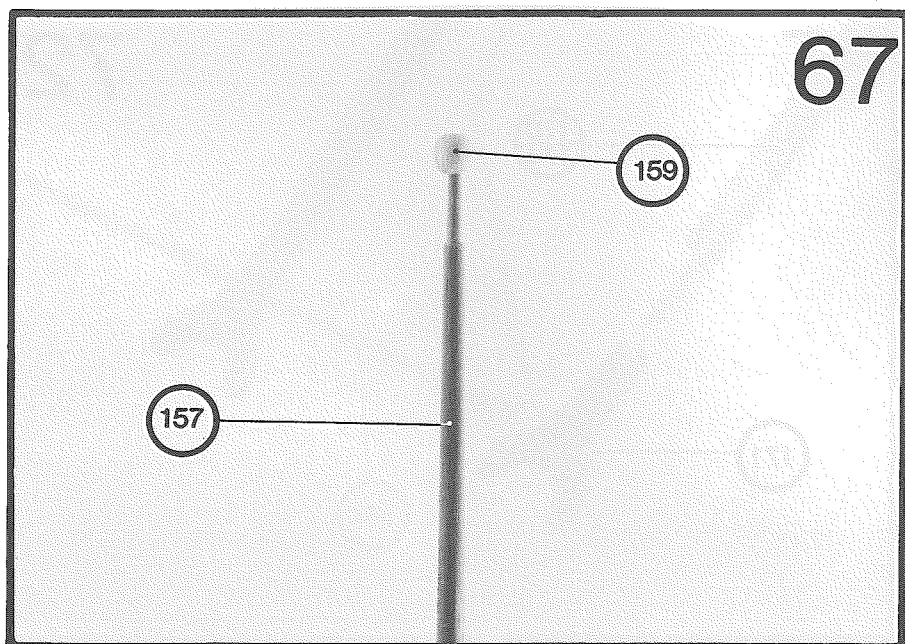
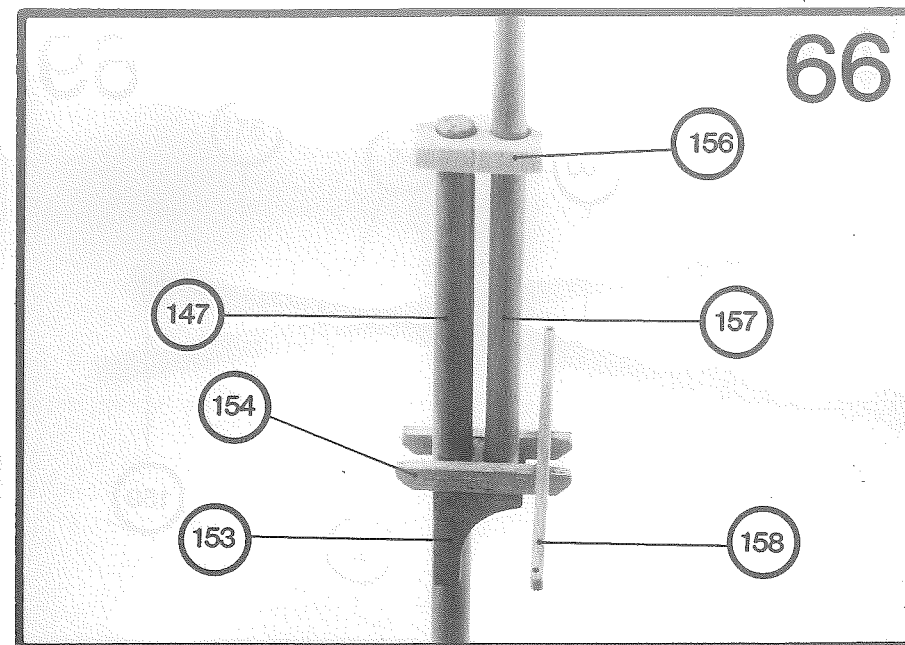
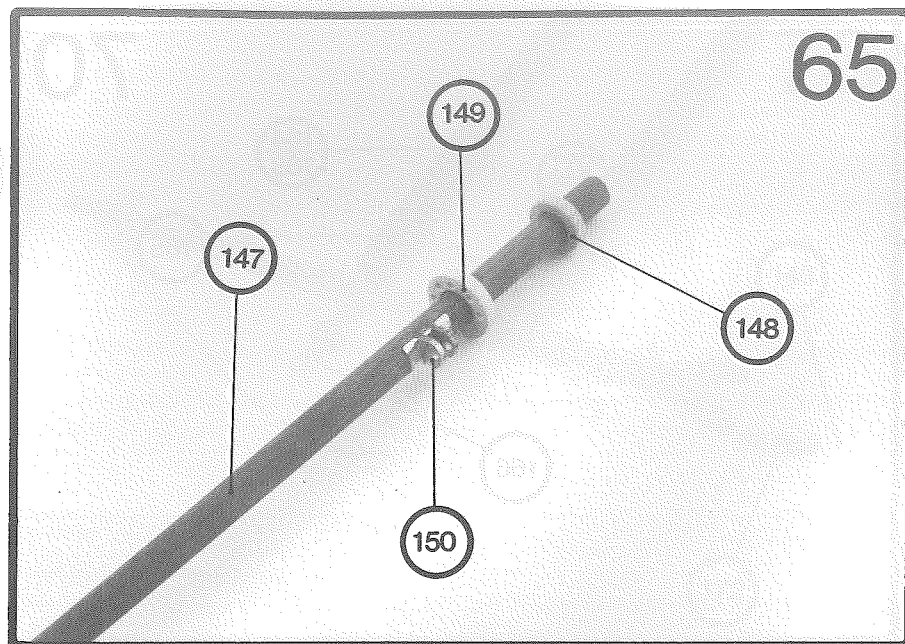


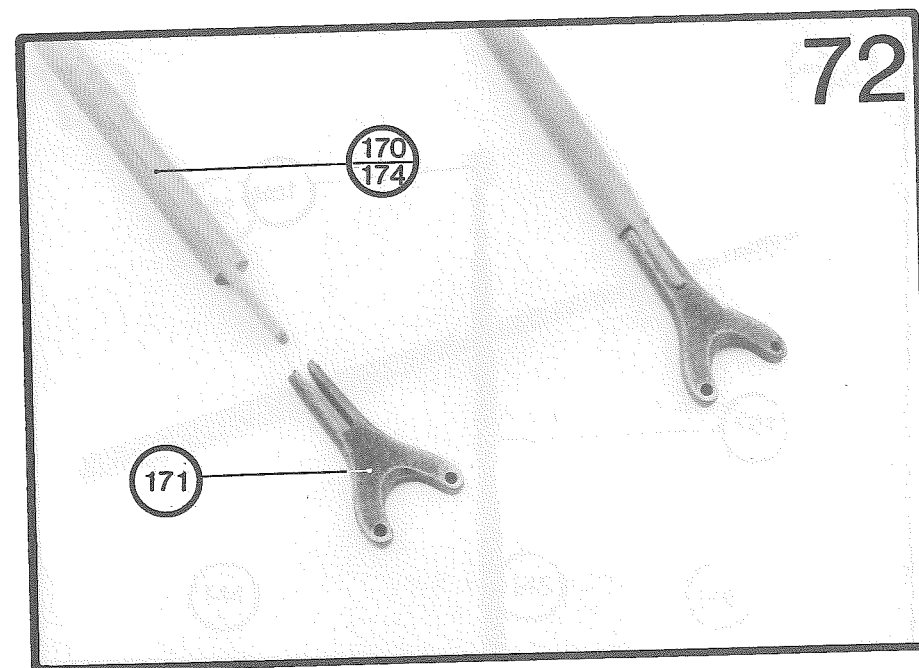
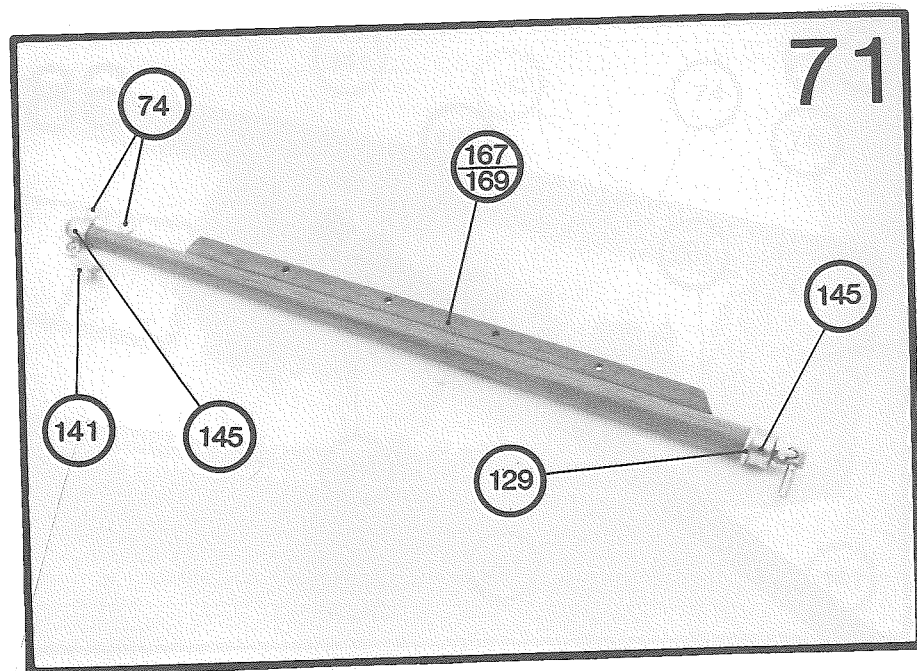
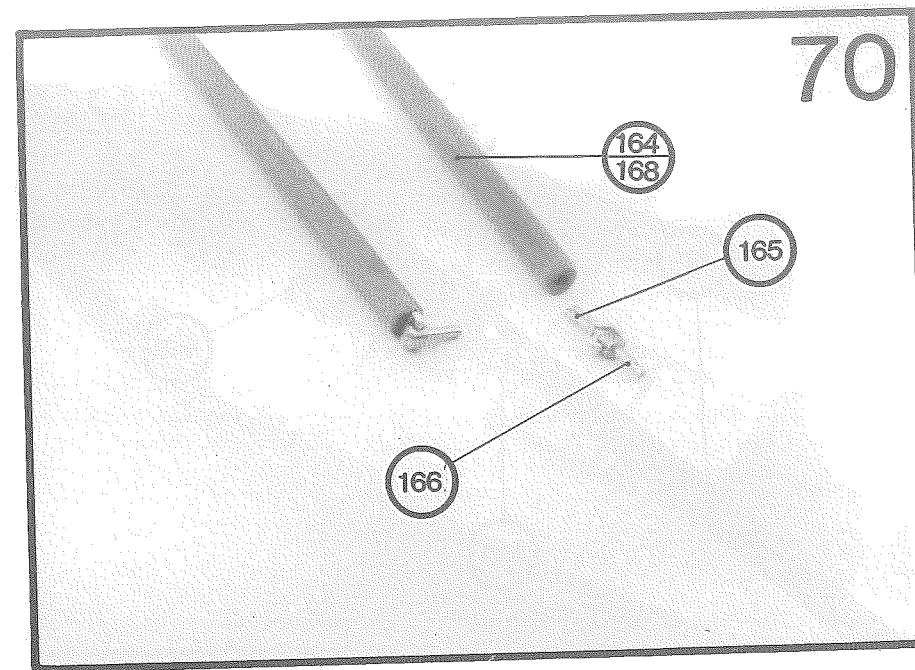
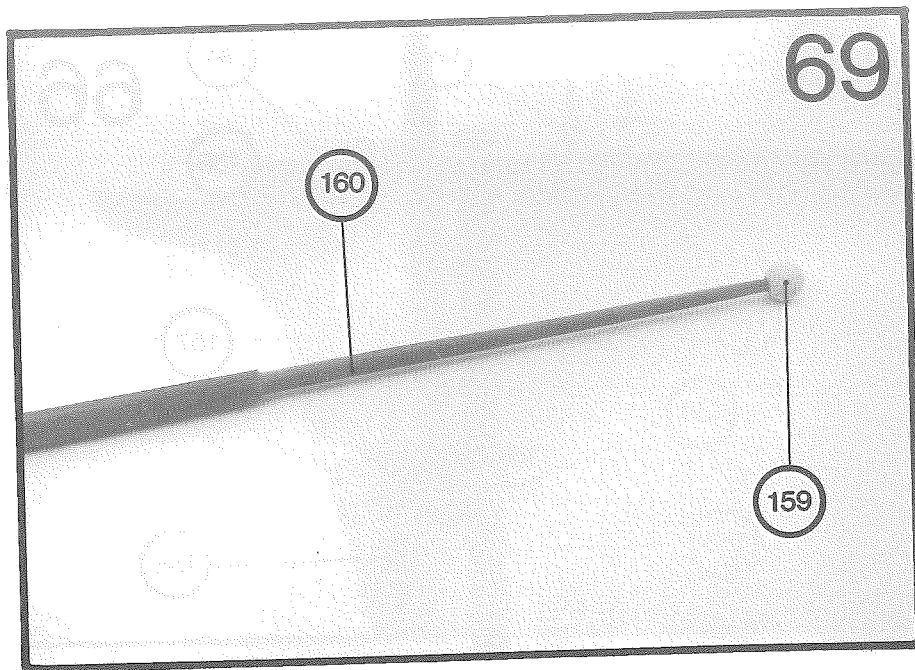




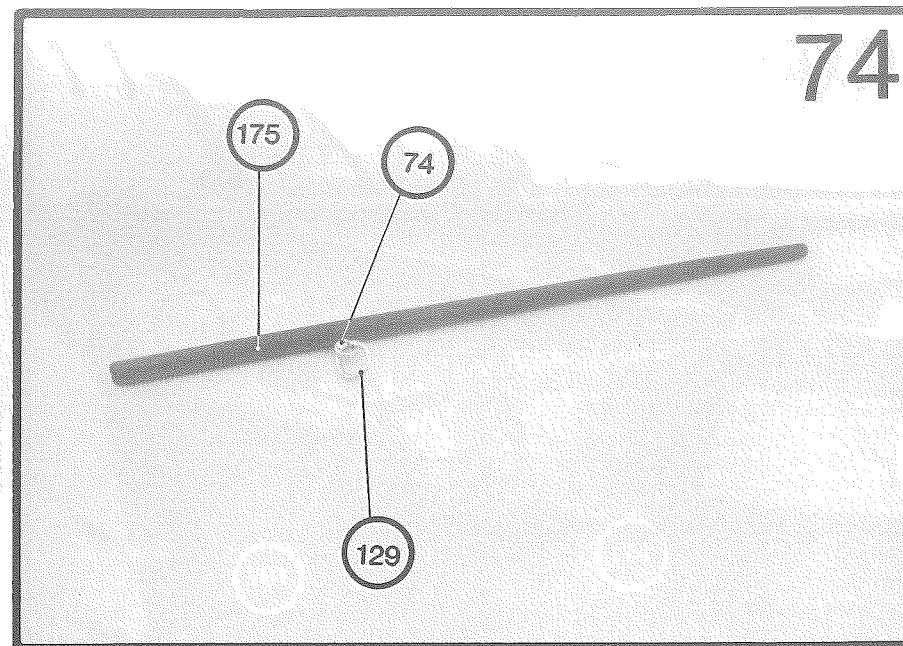
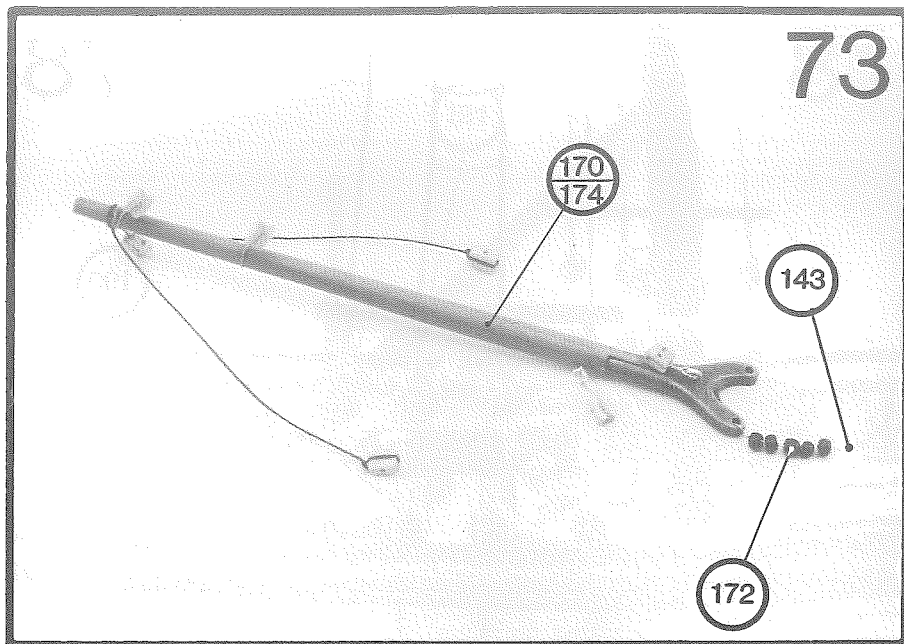























LISTA DE PIEZAS

Ref.	Descripción	Cant.	Medidas mm.	Material	Ref.	Descripción	Cant.	Medidas mm.	Material
1	Falsa quilla	1	4 Fresado	Tablero	71	Cuarteles escotilla de proa	1	15x15 Pref.	Ayus
2-13	Cuadernas	12	4 Fresado	Tablero	72	Brazolas longitudinales	2	1,5x5x15	Manzonía
14	Refuerzos mástiles	4	6x20x35	Tablero	73	Brazolas transversales	2	1,5x5x19	Manzonía
15	Refuerzos proa	2	4 Fresado	Tablero	74	Cáncamos	60	7	Latón
16	Cubierta	1	1,5 Troquel	Tablero	75	Anillas	60	Ø3,5	Latón
17	Puntas latón	600	10	Latón	76	Cuarteles escotilla de popa	1	15x20 Pref.	Ayus
18	Refuerzos popa	2	6x20x35	Tablero	77	Brazolas longitudinales	2	1,5x5x15	Manzonía
19	Forro casco	36	1,5x5x490	Ayus	78	Brazolas transversales	2	1,5x5x24	Manzonía
20	Forro cubierta	23	0,6x5x500	Mukali	79	Tornos de la maquinilla	2	Ø3x20	Manzonía
21	Trancaniles bandas	2	2x3x490	Manzonía	80	Rueda dentada inferior	1	Ø10x2,5	Latón
22	Trancanil de popa	1	2x3x70	Manzonía	81	Flejes torno maquinilla	2	Ø1x10	H. Latón
23	Amuradas inferiores	2	1,5 Troquel	Tablero	82	Tambores maquinilla	2	Ø4,5x5	Latón
24	Espejo de popa	1	1,5 Troquel	Tablero	83	Rueda dentada superior	1	Ø5x2,5	Latón
25	Forro amuradas	8	0,6x5x500	Mukali	84	Manivelas maquinilla	2	Ø1x35	H. Latón
26	Doble forro del casco	36	0,6x5x500	Sapelli	85	Bancadas maquinilla	2	23	Fundición
27	Forro del espejo	6	0,6x5x80	Mukali	86	Travesaños maquinilla	3	Ø1x35	H. Latón
28	Lanzamiento de la roda	1	5 Pref.	Manzonía	87	Cuarteles escotilla central	2	33x37 Pref.	Ayus
29	Pie de roda	1	5 Pref.	Manzonía	88	Brazolas transversales	3	1,5x5x37	Manzonía
30	Roda	1	5x5x67	Manzonía	89	Brazolas longitudinales	2	1,5x5x72	Manzonía
31	Codaste	1	5 Pref.	Manzonía	90	Mamparos longitudinales cocina	2	1,5 Troquel	Tablero
32	Quilla	1	5x5x385	Manzonía	91	Mamparos transversales cocina	2	1,5 Troquel	Tablero
33	Barraganetes	32	2x3x15	Sapelli	92	Forro mamparos longitudinales	10	0,6x5x35	Sapelli
34	Tapas de regala de las bandas (infer.)	2	1,5x5x490	Manzonía	93	Forro mamparos transversales	14	0,6x5x35	Sapelli
35	Tapa de regala de popa (inferior)	1	1,5x5x80	Manzonía	94	Techo de la cocina	8	1,5x5x30	Manzonía
36	Amuradas superiores bandas	2	2x3x490	Ayus	95	Apoyos botavaras mayor y mesana	3	1,5x4 Pref.	Sapelli
37	Amurada superior popa	1	2x3x80	Ayus	96	Zócalos longitudinales cocina	2	2x2x25	Manzonía
38	Tajamares	2	1,5x5x135	Manzonía	97	Zócalos transversales cocina	2	2x2x40	Manzonía
39	Refuerzos interiores tajamar	2	2x2x130	Manzonía	98	Puerta cocina	1	1,5 Troq.	Tablero
40	Tapas de regala de las bandas (super.)	2	2x3x490	Manzonía	99	Bisagras	2	3x15 Pref.	Fundición
41	Tapa de regala de popa (superior)	1	2x3x80	Manzonía	100	Chimeneas cocina y cubierta	2	4x23	Latón
42	Cintones	2	2x2x490	Manzonía	101	Bombas de achique	2	Ø4x5	H. Latón
43	Aletas del espejo	2	2x2x25	Manzonía	102	Tubos desagüe	2	Ø1x10	H. Latón
44	Refuerzos amuradas	6	1,5x5x25	Manzonía	103	Palancas bombas de achique	2	Ø1x35	Manzonía
45	Escobenes de las anclas	2	Ø5x6	Latón	104	Tambucho de popa	1	16x16 Pref.	Manzonía
46	Pala del timón (parte)	1	5 Pref.	Manzonía	105	Zócalos transversales tambucho	2	2x2x16	Manzonía
47	Pala del timón (parte)	1	5 Pref.	Manzonía	106	Zócalos longitudinales tambucho	2	2x2x20	Manzonía
48	Bisagras del timón	4	3x20 Pref.	Latón	107	Techo tambucho de popa	1	1,5 Troq.	Tablero
49	Ejes de las bisagras del timón	2	Ø2x8	H. Latón	108	Puerta tambucho de popa	1	1,5 Troq.	Tablero
50	Cabilleros de las bandas de proa	2	1,5x5x35	Manzonía	109	Guías del tapacete	2	2x2x15	Manzonía
51	Cabilleros de las bandas del mayor	2	1,5x5x40	Manzonía	110	Tapacete	1	1,5 Troq.	Tablero
52	Cabilleros de las bandas del mesana	2	1,5x5x30	Manzonía	111	Asidero de tapacete	1	2x2x6	Manzonía
53	Curvatonos de popa	2	1,5 Troquel	Tablero	112	Lumbrera	1	9x14 Pref.	Manzonía
54	Puntal del molinete	1	5x5x25	Manzonía	113	Tapas lumbrera	2	14x29	Fundición
55	Soporte campana	1	Ø1x20	H. Latón	114	Fondo cámara timón	1	1,5 Troq.	Tablero
56	Campana	1	Ø5x5	Latón	115	Mamparos longitudinales	2	1,5 Troq.	Tablero
57	Rueda dentada molinete	1	Ø5x2,5	Latón	116	Mamparo transversal proa	1	1,5 Troq.	Tablero
58	Tornos molinete	2	Ø6x15	Boj	117	Mamparo transversal popa	1	1,5 Troq.	Tablero
59	Laterales molinete	2	3 Pref.	Sapelli	118	Forro mamparos cámara timón	20	0,6x5x35	Sapelli
60	Travesaño molinete	1	2x2x41	Manzonía	119	Techo cámara timón	8	1,5x5x40	Manzonía
61	Cabirones molinete	2	Ø6x6	Latón	120	Zócalos longitudinales	2	2x2x17	Manzonía
62	Tambucho de proa	1	13x13 Pref.	Manzonía	121	Zócalo transversal de proa	1	2x2x40	Manzonía
63	Zócalos longitudinales tambucho	2	2x2x13	Manzonía	122	Puerta cámara timón	1	1,5 Troq.	Tablero
64	Zócalos transversales tambucho	2	2x2x17	Manzonía	123	Separador rueda timón	1	Ø4x1,5 Pref.	Manzonía
65	Forro techo tambucho de proa	5	1,5x5x17	Manzonía	124	Cornamusas	4	12	Fundición
66	Puerta tambucho de proa	1	1,5 Troquel	Tablero	125	Rueda timón	1	Ø20	Fundición
67	Depósitos de agua grandes	2	10x15 Pref.	Manzonía	126	Clavija	1	6	Boj
68	Refuerzos depósitos	8	2x55	Fleje Lat.	127	Anclas	2	40	Fundición
69	Bocas de los depósitos	4	Ø3x3	Manzonía	128	Cepos de las anclas	2	Pref.	Fundición
70	Depósitos de agua pequeños	2	10x15 Pref.	Manzonía	129	Anillas	15	Ø5	Latón

Ref.	Descripción	Cant.	Medidas mm.	Material
130	Cajas luces de situación	4	1,5x5x15	Manzonía
131	Laterales cajas luces situación	2	1,5x5x5	Manzonía
132	Luces de situación	2	Ø3x3	Latón
133	Guías de estacha	2	9	Fundición
134	Pescantes de ancla	2	45	Fundición
135	Manguerotes	3	20	Fundición
136	Bitácora	1	18	Fundición
137	Vigotas	30	Ø5	Boj
138	Cadenotes	14	Ø0,5x120	H. Latón
139	Eslabones bajos	15	3x8	Latón
140	Refuerzos de la roda	2	3x20	Fleje Lat.
141	Cuadernales	14	4	Boj
142	Motones	40	4	Boj
143	Alambre galvanizado	1	Ø0,25x3000	Alambre
144	Bauprés	1	Ø6x185	Manzonía
145	Zunchos bauprés y botavaras	7	3x20	Fleje lat.
146	Moco horizontal	2	Ø1x35	H. Latón
147	Macho del mayor	1	Ø8x315	Manzonía
148	Capa de fogonadura del mayor	1	Ø8xØ12	Boj
149	Cabillero de mástil	1	Ø8xØ14	Boj
150	Soportes botavaras	2	Pref.	Latón
151	Anillas	10	Ø10	Latón
152	Cabillas	45	10	Boj
153	Cacholas	2	2 Pref.	Manzonía
154	Baos	2	2x25 Pref.	Sapelli
155	Separador	1	2x2x6	Manzonía
156	Tamboretas	2	5x17 Pref.	Haya
157	Masteleros del mayor	1	Ø5x193	Manzonía
158	Cruceta	1	2x2x60	Manzonía
159	Galletas	2	Ø5	Boj
160	Palo mesana	1	Ø6x290	Manzonía
161	Cabillero de mástil	1	Ø6xØ12	Boj
162	Capa de fogonadura del mesana	1	Ø6xØ10	Boj
163	Anillas	7	Ø8	Latón
164	Botavara del mayor	1	Ø5x160	Manzonía
165	Pinzotes botavara	2	Ø1x20	H. Latón
166	Pivotes botavara	2	Ø3x8	Latón
167	Nervio de envergadura	1	2x3x130	Manzonía
168	Botavara del mesana	1	Ø5x115	Manzonía
169	Nervio de envergadura	1	2x3x85	Manzonía
170	Pico del mayor	1	Ø4x145	Manzonía
171	Bocas de cangrejo	2	Pref.	Fundición
172	Vertellos	12	Ø3	Vidrio
173	Cañas de las ostas (marrón)	4	Ø0,15x80	H. algodón
174	Pico del mesana	1	Ø4x95	Manzonía
175	Verga de la escandalosa	1	Ø3x90	Manzonía
176	Vela petifoque	1		Tejido
177	Vela foque	1		Tejido
178	Vela contrafoque	1		Tejido
179	Vela trinquetilla	1		Tejido
180	Vela cangreja mayor	1		Tejido
181	Vela escandalosa mayor	1		Tejido
182	Vela cangreja mesana	1		Tejido
183	Vela escandalosa mesana	1		Tejido
184	Relinga de las velas (crudo)	1	Ø0,5x6000	H. algodón
185	Trinca del bauprés	1	2x55	Fleje Lat.
186	Cabillero del bauprés	1	1,5x5x52	Manzonía
187	Cabos de las anclas	2	Ø0,5x200	H. algodón
188	Aparejos pescantes de anclas (crudo)	2	Ø0,15x100	H. algodón

Ref.	Descripción	Cant.	Medidas mm.	Material
189	Trincas de las anclas (crudo)	2	Ø0,15x50	H. algodón
190	Puntales cajas luces de situación	4	Ø1x20	H. Latón
191	Culebra de las velas (crudo)	1	Ø0,15x1500	H. algodón
192	Mostachos del bauprés	2	Ø0,5x170	H. algodón
193	Barbiquejo del bauprés	1	Ø0,5x100	H. algodón
194	Barbiquejo móvil del bauprés	1	Ø0,5x100	H. algodón
195	Aparejo del barbiquejo (crudo)	1	Ø0,15x330	H. algodón
196	Obenques dobles del mayor	4	Ø0,5x500	H. algodón
197	Acolladores (crudo)	8	Ø0,15x100	H. algodón
198	Flechastes inferiores del mayor	2	2x2x40	Manzonía
199	Flechaste del mayor (marrón)	1	Ø0,15x1000	H. algodón
200	Obenques dobles del mesana	3	Ø0,5x450	H. algodón
201	Acolladores (crudo)	6	Ø0,15x100	H. algodón
202	Estay del mayor	1	Ø0,5x330	H. algodón
203	Nervio del contrafoque	1	Ø0,5x350	H. algodón
204	Nervio de foque	1	Ø0,5x410	H. algodón
205	Nervio de petifoque	1	Ø0,5x550	H. algodón
206	Burdas móviles del mayor	2	Ø0,5x380	H. algodón
207	Aparejo burdas móviles (crudo)	2	Ø0,15x300	H. algodón
208	Driza de boca del pico mayor (crudo)	1	Ø0,15x300	H. algodón
209	Driza de pico del pico mayor (crudo)	1	Ø0,15x430	H. algodón
210	Driza de boca del pico mesana (crudo)	1	Ø0,15x280	H. algodón
211	Driza de pico del pico mesana (crudo)	1	Ø0,15x430	H. algodón
212	Amantillo botavara mayor (marrón)	1	Ø0,15x280	H. algodón
213	Aparejo amantillo (crudo)	1	Ø0,15x420	H. algodón
214	Amantillo botavara mesana (marrón)	1	Ø0,15x230	H. algodón
215	Aparejo amantillo (crudo)	1	Ø0,15x350	H. algodón
216	Escota botavara mayor	1	Ø0,15x200	H. algodón
217	Escota botavara mesana	1	Ø0,15x150	H. algodón
218	Driza verga mesana	1	Ø0,15x300	H. algodón
219	Driza vela petifoque	1	Ø0,15x680	H. algodón
220	Cargadera vela petifoque	1	Ø0,15x570	H. algodón
221	Escota vela petifoque	1	Ø0,15x220	H. algodón
222	Driza vela contrafoque	1	Ø0,15x270	H. algodón
223	Cargadera vela contrafoque	1	Ø0,15x420	H. algodón
224	Escota vela contrafoque	1	Ø0,15x150	H. algodón
225	Driza vela foque	1	Ø0,15x400	H. algodón
226	Cargadera vela foque	1	Ø0,15x440	H. algodón
227	Escota vela foque	1	Ø0,15x140	H. algodón
228	Driza vela trinquetilla	1	Ø0,15x300	H. algodón
229	Cargadera vela trinquetilla	1	Ø0,15x400	H. algodón
230	Escota vela trinquetilla	1	Ø0,15x80	H. algodón
231	Escota vela cangreja mayor	1	Ø0,15x30	H. algodón
232	Amura vela cangreja mayor	1	Ø0,15x60	H. algodón
233	Escota vela cangreja mesana	1	Ø0,15x30	H. algodón
234	Amura vela cangreja mesana	1	Ø0,15x60	H. algodón
235	Driza bandera	1	Ø0,15x500	H. algodón
236	Bandera	1	30x57	Tejido
237	Driza vela escandalosa mayor	1	Ø0,15x500	H. algodón
238	Escota vela escandalosa mayor	1	Ø0,15x400	H. algodón
239	Amura vela escandalosa mayor	1	Ø0,15x300	H. algodón
240	Escota vela escandalosa mesana	1	Ø0,15x350	H. algodón
241	Amura vela escandalosa mesana	1	Ø0,15x230	H. algodón
242	Ostas pico mayor	2	Ø0,15x840	H. algodón
243	Ostas pico mesana	2	Ø0,15x660	H. algodón
244	Placa rótulo	1	16x45	Fundición

PARTS LIST

Ref.	Description	Qty.	Measurements in mm.	Material	Ref.	Description	Qty.	Measurements in mm.	Material
1	False Keel	1	4 Routed	Plywood	71	Fore hatch cover	1	15x15 Pref.	Samba
2-13	Frames	12	4 Routed	Plywood	72	Longitudinal hatch coamings	2	1,5x5x15	Walnut
14	Mast reinforcements	4	6x20x35	Plywood	73	Transversal hatch coamings	2	1,5x5x19	Walnut
15	Bow reinforcements	2	4 Routed	Plywood	74	Eyebolts	60	7	Brass
16	Deck	1	1,5 Diecut	Plywood	75	Rings	60	Ø3,5	Brass
17	Brass pins	600	10	Brass	76	Aft hatch cover	1	15x20 Pref.	Samba
18	Stern reinforcements	2	6x20x35	Plywood	77	Longitudinal hatch coamings	2	1,5x5x15	Walnut
19	Hull planking	36	1,5x5x490	Samba	78	Transversal hatch coamings	2	1,5x5x24	Walnut
20	Deck planking	23	0,6x5x500	Mukali	79	Winch lathes	2	Ø3x20	Walnut
21	Side waterways	2	2x3x490	Walnut	80	Lower cog-wheel	1	Ø10x2,5	Brass
22	Aft waterway	1	2x3x70	Walnut	81	Winch lathe axles	2	Ø1x10	Brass thread
23	Lower bulwarks	2	1,5 Diecut	Plywood	82	Winch barrels	2	Ø4,5x5	Brass
24	Transom	1	1,5 Diecut	Plywood	83	Upper cog-wheel	1	Ø5x2,5	Brass
25	Bulwark planking	8	0,6x5x500	Mukali	84	Winch cranks	2	Ø1x35	Brass thread
26	Hull double planking	36	0,6x5x500	Sapele	85	Winch lathe-beds	2	23	Cast
27	Transom planking	6	0,6x5x80	Mukali	86	Winch crossbars	3	Ø1x35	Brass thread
28	Stern rake	1	5 Pref.	Walnut	87	Centre hatch covers	2	33x37 Pref.	Samba
29	Stem foot	1	5 Pref.	Walnut	88	Transversal hatch coamings	3	1,5x5x37	Walnut
30	Stem	1	5x5x67	Walnut	89	Longitudinal hatch coamings	2	1,5x5x72	Walnut
31	Stern post	1	5 Pref.	Walnut	90	Galley longitudinal bulkheads	2	1,5 Diecut	Plywood
32	Keel	1	5x5x385	Walnut	91	Galley transversal bulkheads	2	1,5 Diecut	Plywood
33	Stanchions	32	2x3x15	Sapele	92	Longitudinal bulkhead planking	10	0,6x5x35	Sapele
34	Lower side gunwales	2	1,5x5x490	Walnut	93	Transversal bulkhead planking	14	0,6x5x35	Sapele
35	Lower aft gunwale	1	1,5x5x80	Walnut	94	Galley deckhead	8	1,5x5x30	Walnut
36	Upper side bulwarks	2	2x3x490	Samba	95	Main & mizzen boom supports	3	1,5x4 Pref.	Sapele
37	Upper aft bulwark	1	2x3x80	Samba	96	Galley longitudinal wainscoting	2	2x2x25	Walnut
38	Cutwaters	2	1,5x5x135	Walnut	97	Galley transversal wainscoting	2	2x2x40	Walnut
39	Inner cutwater reinforcements	2	2x2x130	Walnut	98	Galley door	1	1,5 Diecut	Plywood
40	Upper side gunwales	2	2x3x490	Walnut	99	Hinges	2	3x15 Pref.	Brass strap
41	Upper aft gunwale	1	2x3x80	Walnut	100	Galley & deck funnels	2	4x23	Cast
42	Rubbing strakes	2	2x2x490	Walnut	101	Drain pumps	2	Ø4x5	Brass
43	Transom quarters	2	2x2x25	Walnut	102	Drain pipes	2	Ø1x10	Brass thread
44	Bulwark reinforcements	6	1,5x5x25	Walnut	103	Drain pump levers	2	Ø1x35	Brass thread
45	Anchor hawse-holes	2	Ø5x6	Brass	104	Aft companionway	1	16x16 Pref.	Walnut
46	Rudder plate (part)	1	5 Pref.	Walnut	105	Deckhouse transversal wainscoting	2	2x2x16	Walnut
47	Rudder plate (part)	1	5 Pref.	Walnut	106	Deckhouse longitudinal wainscoting	2	2x2x20	Walnut
48	Rudder hinges	4	3x20 Pref.	Brass	107	Aft deckhouse deckhead	1	1,5 Diecut	Plywood
49	Rudder hinge axles	2	Ø2x8	Brass thread	108	Aft deckhouse door	1	1,5 Diecut	Plywood
50	Fore side pin-racks	2	1,5x5x35	Walnut	109	Lid guides	2	2x2x15	Walnut
51	Main mast side pin-racks	2	1,5x5x40	Walnut	110	Lid	1	1,5 Diecut	Plywood
52	Mizzen mast side pin-racks	2	1,5x5x30	Walnut	111	Lid grip	1	2x2x6	Walnut
53	Stern brackets	2	1,5 Diecut	Plywood	112	Skylight	1	9x14 Pref.	Walnut
54	Windlass pillar	1	5x5x25	Walnut	113	Skylight covers	2	14x29	Cast
55	Bell support	1	Ø1x20	Brass thread	114	Rudder chamber base	1	1,5 Diecut	Plywood
56	Bell	1	Ø5x5	Brass	115	Longitudinal bulkheads	2	1,5 Diecut	Plywood
57	Windlass cog-wheel	1	Ø5x2,5	Brass	116	Fore transversal bulkhead	1	1,5 Diecut	Plywood
58	Windlass lathes	2	Ø6x15	Boxwood	117	Aft transversal bulkhead	1	1,5 Diecut	Plywood
59	Windlass sides	2	3 Pref.	Sapele	118	Rudder chamber bulkhead planking	20	0,6x5x35	Sapele
60	Windlass crossbar	1	2x2x41	Walnut	119	Rudder chamber deckhead	8	1,5x5x40	Walnut
61	Windlass battens	2	Ø6x6	Brass	120	Longitudinal wainscoting	2	2x2x17	Walnut
62	Foreward companionway	1	13x13 Pref.	Walnut	121	Fore transversal wainscoting	1	2x2x40	Walnut
63	Deckhouse longitudinal wainscoting	2	2x2x13	Walnut	122	Rudder chamber door	1	1,5 Diecut	Plywood
64	Deckhouse transversal wainscoting	2	2x2x17	Walnut	123	Rudder wheel separator	1	Ø4x1,5 Pref.	Walnut
65	Fore deckhouse deckhead planking	5	1,5x5x17	Walnut	124	Cleats	4	12	Cast
66	Fore deckhouse door	1	1,5 Diecut	Plywood	125	Rudder wheel	1	Ø20	Cast
67	Large water tanks	2	10x15 Pref.	Walnut	126	Pin	1	6	Boxwood
68	Tank reinforcement	8	2x55	Brass strap	127	Pin	2	40	Cast
69	Tank mouthpieces	4	Ø3x3	Walnut	128	Anchor stocks	2	Pref.	Cast
70	Small water tanks	2	10x15 Pref.	Walnut	129	Rings	15	Ø5	Brass

Ref.	Description	Qty.	Measurements in mm.	Material
130	Position lights cases	4	1,5x5x15	Walnut
131	Sides for position lights cases	2	1,5x5x5	Walnut
132	Position lights	2	Ø3x3	Brass
133	Hawser guides	2	9	Cast
134	Anchor davits	2	45	Cast
135	Ventilators	3	20	Cast
136	Binnacle	1	18	Cast
137	Deadeyes	30	Ø5	Boxwood
138	Chain plates	14	Ø0,5x120	Brass thread
139	Lower links	15	3x8	Brass
140	Stem reinforcements	2	3x20	Brass strap
141	Double blocks	14	4	Boxwood
142	Blocks	40	4	Boxwood
143	Galvanized wire	1	Ø0,25x3000	Wire
144	Bowsprit	1	Ø6x185	Walnut
145	Bowsprit & boom loops	7	3x20	Brass strap
146	Horizontal Dolphin-Striker	2	Ø1x35	Brass thread
147	Main mast mainpiece	1	Ø8x315	Walnut
148	Mainmast hole cover	1	Ø8xØ12	Boxwood
149	Mast pin-rack	1	Ø8xØ14	Boxwood
150	Boom supports	2	Pref.	Brass
151	Rings	10	Ø10	Brass
152	Belaying pins	45	10	Boxwood
153	Shoulders	2	2 Pref.	Walnut
154	Beams	2	2x25 Pref.	Sapele
155	Separator	1	2x2x6	Walnut
156	Mast cap	2	5x17 Pref.	Beech
157	Mainmast topmast	1	Ø5x193	Walnut
158	Crosstree	1	2x2x60	Walnut
159	Trucks	2	Ø5	Boxwood
160	Mizzen mast	1	Ø6x290	Walnut
161	Mast pin-rail	1	Ø6xØ12	Boxwood
162	Mizzen hole cover	1	Ø6xØ10	Boxwood
163	Rings	7	Ø8	Brass
164	Mainmast boom	1	Ø5x160	Walnut
165	Boom spindles	2	Ø1x20	Brass thread
166	Boom pivots	2	Ø3x8	Brass
167	Jackstag	1	2x3x130	Walnut
168	Mizzen boom	1	Ø5x115	Walnut
169	Jackstag	1	2x3x85	Walnut
170	Mainmast gaff	1	Ø4x145	Walnut
171	Jaw gaffs	2	Pref.	Cast
172	Parrel trucks	12	Ø3	Glass
173	Vang pendants (brown)	4	Ø0,15x80	Cotton thread
174	Mizzen gaff	1	Ø4x95	Walnut
175	Gaff topsail yard	1	Ø3x90	Walnut
176	Flying jib sail	1		Cloth
177	Jib sail	1		Cloth
178	Fore topmast staysail	1		Cloth
179	Staysail	1		Cloth
180	Main spanker	1		Cloth
181	Main topsail	1		Cloth
182	Mizzen Spanker	1		Cloth
183	Mizzen topsail	1		Cloth
184	Bolt rope (ecru)	1	Ø0,5x6000	Cotton thread
185	Gammoning	1	2x55	Brass strap
186	Bowsprit pin-rail	1	1,5x5x52	Walnut
187	Anchor lines	2	Ø0,5x200	Cotton thread
188	Anchor davit tackles (ecru)	2	Ø0,15x100	Cotton thread

Ref.	Description	Qty.	Measurements in mm.	Material
189	Anchor lashing (ecru)	2	Ø0,15x50	Cotton thread
190	Position lights case pillars	4	Ø1x20	Brass thread
191	Sail lacing line (ecru)	1	Ø0,15x1500	Cotton thread
192	Bowsprit shrouds	2	Ø0,5x170	Cotton thread
193	Bobstay	1	Ø0,5x100	Cotton thread
194	Mobile bobstay	1	Ø0,5x100	Cotton thread
195	Bobstay tackle (ecru)	1	Ø0,15x330	Cotton thread
196	Main double shrouds	4	Ø0,5x500	Cotton thread
197	Lanyards (ecru)	8	Ø0,15x100	Cotton thread
198	Main lower rat-lines	2	2x2x40	Walnut
199	Main rat-line (brown)	1	Ø0,15x1000	Cotton thread
200	Mizzen double shrouds	3	Ø0,5x450	Cotton thread
201	Lanyards (ecru)	6	Ø0,15x100	Cotton thread
202	Mainstay	1	Ø0,5x330	Cotton thread
203	Fore topmast staysail rib	1	Ø0,5x350	Cotton thread
204	Jibsail rib	1	Ø0,5x410	Cotton thread
205	Flying jibsail rib	1	Ø0,5x550	Cotton thread
206	Mainsail mobile backstays	2	Ø0,5x380	Cotton thread
207	Mobile backstay tackle (ecru)	2	Ø0,15x300	Cotton thread
208	Main jaw halyard (ecru)	1	Ø0,15x300	Cotton thread
209	Main gaff halyard (ecru)	1	Ø0,15x430	Cotton thread
210	Mizzen jaw halyard (ecru)	1	Ø0,15x280	Cotton thread
211	Mizzen gaff halyard (ecru)	1	Ø0,15x430	Cotton thread
212	Mainmast boom lift (brown)	1	Ø0,15x280	Cotton thread
213	Topping-lift purchase (ecru)	1	Ø0,15x420	Cotton thread
214	Mizzen mast boom lift	1	Ø0,15x230	Cotton thread
215	Topping-lift purchase (ecru)	1	Ø0,15x350	Cotton thread
216	Mainmast boom sheet	1	Ø0,15x200	Cotton thread
217	Mizzenmast boom sheet	1	Ø0,15x150	Cotton thread
218	Mizzen yard halyard	1	Ø0,15x300	Cotton thread
219	Flying jibsail halyard	1	Ø0,15x680	Cotton thread
220	Flying jibsail downhaul	1	Ø0,15x570	Cotton thread
221	Flying jibsail sheet	1	Ø0,15x220	Cotton thread
222	Fore topmast staysail halyard	1	Ø0,15x270	Cotton thread
223	Fore topmast staysail downhaul	1	Ø0,15x420	Cotton thread
224	Fore topmast staysail sheet	1	Ø0,15x150	Cotton thread
225	Jibsail halyard	1	Ø0,15x400	Cotton thread
226	Jibsail downhaul	1	Ø0,15x440	Cotton thread
227	Jibsail sheet	1	Ø0,15x140	Cotton thread
228	Fore staysail halyard	1	Ø0,15x300	Cotton thread
229	Fore staysail downhaul	1	Ø0,15x400	Cotton thread
230	Fore staysail sheet	1	Ø0,15x80	Cotton thread
231	Main gaffsail sheet	1	Ø0,15x30	Cotton thread
232	Main gaffsail tack	1	Ø0,15x60	Cotton thread
233	Mizzen gaffsail sheet	1	Ø0,15x30	Cotton thread
234	Mizzen gaffsail tack	1	Ø0,15x60	Cotton thread
235	Flag halyard	1	Ø0,15x500	Cotton thread
236	Flag	1	30x57	Cloth
237	Main gaff topsail halyard	1	Ø0,15x500	Cotton thread
238	Main gaff topsail sheet	1	Ø0,15x400	Cotton thread
239	Main gaff topsail tack	1	Ø0,15x300	Cotton thread
240	Mizzen gaff topsail sheet	1	Ø0,15x350	Cotton thread
241	Mizzen gaff topsail tack	1	Ø0,15x230	Cotton thread
242	Main gaff vang	2	Ø0,15x840	Cotton thread
243	Mizzen gaff vang	2	Ø0,15x660	Cotton thread
244	Nameplate	1	16x45	Cast

LISTE DES PIECES

Réf.	Description	Qté.	Dimensions en mm.	Matériau	Réf.	Description	Qté.	Dimensions en mm.	Matériau
1	Fausse-quille	1	4 Fraisé	C.T.P.	71	Panneaux d'écoute de poue	1	15x15 Préf	Samba
2-13	Couples	12	4 Fraisé	C.T.P.	72	Encadrements longitudinaux	2	1, 5x5x15	Manzonnia
14	Renforcements des mâts	4	6x20x35	C.T.P.	73	Encadrements transversaux	2	1, 5x5x19	Manzonnia
15	Renforcements de poue	2	4 Fraisé	C.T.P.	74	Pitons	60	7	Laiton
16	Pont	1	1,5 Estamp.	C.T.P.	75	Anneaux	60	Ø3,5	Laiton
17	Petits clous	600	10	Laiton	76	Panneaux d'écoute de poue	1	15x20 Préf	Samba
18	Renforcements de poue	2	6x20x35	C.T.P.	77	Encadrements longitudinaux	2	1, 5x5x15	Manzonnia
19	Recouvrement de la coque	36	1,5x5x490	Samba	78	Encadrements transversaux	2	1, 5x5x24	Manzonnia
20	Recouvrement du pont	23	0,6x5x500	Mukali	79	Treuil du winch	2	Ø3x20	Manzonnia
21	Gouttières latérales	2	2x3x490	Manzonnia	80	Roue dentée inférieure	1	Ø10x2,5	Laiton
22	Gouttière de poue	1	2x3x70	Manzonnia	81	Axes des treuils du winch	2	Ø1x10	Fil laiton
23	Murailles inférieures	2	1,5 Estamp.	C.T.P.	82	Tambours du winch	2	Ø4, 5x5	Laiton
24	Tableau arrière	1	1,5 Estamp.	C.T.P.	83	Roue dentée supérieure	1	Ø5x2,5	Laiton
25	Recouvrement des murailles	8	0,6x5x500	Mukali	84	Manivelles du winch	2	Ø1x35	Fil laiton
26	Double recouvrement de la coque	36	0,6x5x500	Sapelly	85	Socles du winch	2	23	Fonderie
27	Recouvrement du tableau arrière	6	0,6x5x80	Mukali	86	Entretoises du winch	3	Ø1x35	Fil laiton
28	Elancement de l'étrave	1	5 Préfab.	Manzonnia	87	Panneaux écoute centrale	2	33x37 Préf.	Samba
29	Base de l'étrave	1	5 Préfab.	Manzonnia	88	Encadrements transversaux	3	1, 5x5x37	Manzonnia
30	Etrave	1	5x5x67	Manzonnia	89	Encadrements longitudinaux	2	1, 5x5x72	Manzonnia
31	Etambot	1	5 Préfab.	Manzonnia	90	Cloisons longitudinales cuisine	2	1,5 Estamp.	C.T.P.
32	Quille	1	5x5x385	Manzonnia	91	Cloisons transversales cuisine	2	1,5 Estamp.	C.T.P.
33	Allonges	32	2x3x15	Sapelly	92	Recouvrement cloisons longitudinales	10	0,6x5x35	Sapelly
34	Plats-bords latéraux (infér.)	2	1,5x5x490	Manzonnia	93	Recouvrement cloisons transversales	14	0,6x5x35	Sapelly
35	Plat-bord de poue (infér.)	1	1,5x5x80	Manzonnia	94	Toit de la cuisine	8	1,5x5x30	Manzonnia
36	Murailles supérieures latérales	2	2x3x490	Samba	95	Supports bômes gd. mât et mât d'artimon	3	1,5x4 Préf.	Sapelly
37	Muraille supérieure de poue	1	2x3x80	Samba	96	Plinthes longitudinales cuisine	2	2x2x25	Manzonnia
38	Taillemer	2	1,5x5x135	Manzonnia	97	Plinthes transversales cuisine	2	2x2x40	Manzonnia
39	Renforcements intérieurs taillemer	2	2x2x130	Manzonnia	98	Porte de la cuisine	1	1,5 Estamp.	C.T.P.
40	Plats-bords latéraux (supér.)	2	2x3x490	Manzonnia	99	Charnières	2	3x15 Préf.	Lame laiton
41	Plat-bord de poue (supér.)	1	2x3x80	Manzonnia	100	Cheminées de la cuisine et du pont	2	4x23	Fonderie
42	Préceintes	2	2x2x490	Manzonnia	101	Pompes d'écopage	2	Ø4x5	Laiton
43	Hanches du tableau arrière	2	2x2x25	Manzonnia	102	Tuyaux d'écoulement	2	Ø1x10	Fil laiton
44	Renforcements des murailles	6	1,5x5x25	Manzonnia	103	Leviers des pompes d'écopage	2	Ø1x35	Fil laiton
45	Ecubiers des ancrs	2	Ø5x6	Laiton	104	Rouf de poue	1	16x16 Préf.	Manzonnia
46	Safran du gouvernail (partie)	1	5 Préfab.	Manzonnia	105	Plinthes transversales du rouf	2	2x2x16	Manzonnia
47	Safran du gouvernail (partie)	1	5 Préfab.	Manzonnia	106	Plinthes longitudinales du rouf	2	2x2x20	Manzonnia
48	Charnières du gouvernail	4	3x20 Préfab.	Laiton	107	Toit du rouf de poue	1	1,5 Estamp.	C.T.P.
49	Axes des charnières du gouvernail	2	Ø2x8	Fil laiton	108	Porte du rouf de poue	1	1,5 Estamp.	C.T.P.
50	Râteliers latéraux de poue	2	1,5x5x35	Manzonnia	109	Glissières du capot	2	2x2x15	Manzonnia
51	Râteliers latéraux du grand mât	2	1,5x5x40	Manzonnia	110	Capot	1	1,5 Estamp.	C.T.P.
52	Râteliers latéraux du mât d'artimon	2	1,5x5x30	Manzonnia	111	Poignée du capot	1	2x2x6	Manzonnia
53	Courbatons de poue	2	1,5 Estamp.	C.T.P.	112	Claire-voie	1	9x14 Préf.	Manzonnia
54	Epontille du guindeau	1	5x5x25	Manzonnia	113	Toits de la claire-voie	2	14x29	Fonderie
55	Support de cloche	1	Ø1x20	Fil laiton	114	Plancher salle du gouvernail	1	1,5 Estamp.	C.T.P.
56	Cloche	1	Ø5x5	Laiton	115	Cloisons longitudinales	2	1,5 Estamp.	C.T.P.
57	Roue dentée du guindeau	1	Ø5x2, 5	Laiton	116	Cloison transversale de poue	1	1,5 Estamp.	C.T.P.
58	Treuils du guindeau	2	Ø6x15	Buis	117	Cloison transversale de poue	1	1,5 Estamp.	C.T.P.
59	Côtés du guindeau	2	3 Préfab.	Sapelly	118	Recouvrement cloisons rouf du gouvernail	20	0,6x5x35	Sapelly
60	Entretoise du guindeau	1	2x2x41	Manzonnia	119	Toit du rouf du gouvernail	8	1,5x5x40	Manzonnia
61	Tambours du guindeau	2	Ø6x6	Laiton	120	Plinthes longitudinales	2	2x2x17	Manzonnia
62	Rouf de poue	1	13x13 Préf	Manzonnia	121	Plinthe transversale de poue	1	2x2x40	Manzonnia
63	Plinthes longitudinales du rouf	2	2x2x13	Manzonnia	122	Porte du rouf du gouvernail	1	1,5 Estamp.	C.T.P.
64	Plinthes transversales du rouf	2	2x2x17	Manzonnia	123	Entretoise roue du gouvernail	1	Ø4x1,5 Préf.	Manzonnia
65	Recouvrement du toit du rouf de poue	5	1,5x5x17	Manzonnia	124	Taquets	4	12	Fonderie
66	Porte du rouf de poue	1	1,5 Estamp.	C.T.P.	125	Roue du gouvernail	1	Ø20	Fonderie
67	Réservoirs d'eau (grands)	2	10x15 Préf	Manzonnia	126	Cheville	1	6	Buis
68	Renforcements réservoirs	8	2x55	Lame laiton	127	Ancres	2	40	Fonderie
69	Bouches d'eau	4	Ø3x3	Manzonnia	128	Jas des ancrs	2	Préfab.	Fonderie
70	Réservoirs d'eau (petits)	2	10x15 Préf	Manzonnia	129	Anneaux	15	Ø5	Laiton

Réf.	Description	Qté.	Dimensions en mm.	Matériau
130	Supports feux de position	4	1,5x5x15	Manzonnia
131	Côtés des supports feux de position	2	1,5x5x5	Manzonnia
132	Feux de position	2	Ø3x3	Laiton
133	Chaumards	2	9	Fonderie
134	Bossoirs d'ancre	2	45	Fonderie
135	Ventilateurs	3	20	Fonderie
136	Habitacle	1	18	Fonderie
137	Caps de mouton	30	Ø5	Buis
138	Lattes	14	Ø0,5x120	Fil laiton
139	Mailles inférieures	15	3x8	Laiton
140	Renforcements de l'étrave	2	3x20	Lame laiton
141	Poulies doubles	14	4	Buis
142	Poulies	40	4	Buis
143	Fil galvanisé	1	Ø0,25x3000	Fil galv.
144	Beaupré	1	Ø6x185	Manzonnia
145	Cercles du beaupré et bômes	7	3x20	Lame laiton
146	Arc-boutant	2	Ø1x35	Fil laiton
147	Bas-mât du grand mât	1	Ø8x315	Manzonnia
148	Pied du grand mât	1	Ø8xØ12	Buis
149	Râtelier du mât	1	Ø8xØ14	Buis
150	Supports de bômes	2	Préfab.	Laiton
151	Anneaux	10	Ø10	Laiton
152	Cabillots	45	10	Buis
153	Jottereaux	2	2 Préfab.	Manzonnia
154	Baux	2	2x25Préf.	Sapelly
155	Séparation	1	2x2x6	Manzonnia
156	Chouquets	2	5x17Préf.	Hêtre
157	Mât de hune du grand mât	1	Ø5x193	Manzonnia
158	Barre de flèche	1	2x2x60	Manzonnia
159	Pommes de mât	2	Ø5	Buis
160	Mât d'artimon	1	Ø6x290	Manzonnia
161	Râtelier de mât	1	Ø6xØ12	Buis
162	Pied du mât d'artimon	1	Ø6xØ10	Buis
163	Anneaux	7	Ø8	Laiton
164	Bôme du grand mât	1	Ø5x160	Manzonnia
165	Barres des bômes	2	Ø1x20	Fil laiton
166	Pivots des bômes	2	Ø3x8	Laiton
167	Filière d'envergure	1	2x3x130	Manzonnia
168	Bôme du mât d'artimon	1	Ø5x115	Manzonnia
169	Filière d'envergure	1	2x3x85	Manzonnia
170	Corne du grand mât	1	Ø4x145	Manzonnia
171	Mâchoires	2	Préfab.	Fonderie
172	Pommes de racage	12	Ø3	Verre
173	Palans de garde (marron)	4	Ø0,15x80	Fil coton
174	Corne du mât d'artimon	1	Ø4x95	Manzonnia
175	Vergue de la flèche	1	Ø3x90	Manzonnia
176	Clin foc	1		Tissu
177	Foc	1		Tissu
178	Petit foc	1		Tissu
179	Trinquette	1		Tissu
180	Brigantine du grand mât	1		Tissu
181	Flèche du grand mât	1		Tissu
182	Brigantine du mât d'artimon	1		Tissu
183	Flèche du mât d'artimon	1		Tissu
184	Ralingue des voiles (écru)	1	Ø0,5x6000	Fil coton
185	Aiguillette du beaupré	1	2x55	Lame laiton
186	Râtelier du beaupré	1	1,5x5x52	Manzonnia
187	Câbles des ancres	2	Ø0,5x200	Fil coton
188	Gréement bossoirs des ancres (écru)	2	Ø0,15x100	Fil coton

Réf.	Description	Qté.	Dimensions en mm.	Matériau
189	Aiguillettes des ancres (écru)	2	Ø0,15x50	Fil coton
190	Supports des corps des feux de position	4	Ø1x20	Fil laiton
191	Serpenteau des voiles (écru)	1	Ø0,15x1500	Fil coton
192	Haubans du beaupré	2	Ø0,5x170	Fil coton
193	Sous-barbe du beaupré	1	Ø0,5x100	Fil coton
194	Sous-barbe mobile du beaupré	1	Ø0,5x100	Fil coton
195	Gréement de la sous-barbe (écru)	1	Ø0,15x330	Fil coton
196	Haubans doubles du grand mât	4	Ø0 5x500	Fil coton
197	Rides (écru)	8	Ø0,15x100	Fil coton
198	Enfléchures inférieures du grand mât	2	2x2x40	Manzonnia
199	Enfléchure du grand mât (marron)	1	Ø0,15x1000	Fil coton
200	Haubans doubles du mât d'artimon	3	Ø0,5x450	Fil coton
201	Rides (écru)	6	Ø0,15x100	Fil coton
202	Etai du grand mât	1	Ø0,5x330	Fil coton
203	Draille du petit foc	1	Ø0,5x350	Fil coton
204	Draille du foc	1	Ø0,5x410	Fil coton
205	Draille du clin foc	1	Ø0,5x550	Fil coton
206	Galhaubans mobiles du grand mât	2	Ø0,5x380	Fil coton
207	Gréement des galhaubans mobiles (écru)	2	Ø0,15x300	Fil coton
208	Drisse mâchoire de la corne gd. mât (écru)	1	Ø0,15x300	Fil coton
209	Drisse corne de la corne du gd. mât (écru)	1	Ø0,15x430	Fil coton
210	Drisse de la corne mât d'artimon (écru)	1	Ø0,15x280	Fil coton
211	Drisse de la corne mât d'artimon (écru)	1	Ø0,15x430	Fil coton
212	Balancine de la bôme de gd. mât (marron)	1	Ø0,15x280	Fil coton
213	Gréement de la balancine (écru)	1	Ø0,15x420	Fil coton
214	Balancine bôme du mât d'artimon (marron)	1	Ø0,15x230	Fil coton
215	Gréement de la balancine (écru)	1	Ø0,15x350	Fil coton
216	Ecoute de la bôme du grand mât	1	Ø0,15x200	Fil coton
217	Ecoute de la bôme du mât d'artimon	1	Ø0,15x150	Fil coton
218	Drisse de la vergue du mât d'artimon	1	Ø0,15x300	Fil coton
219	Drisse du clin foc	1	Ø0,15x680	Fil coton
220	Hale bas du clin foc	1	Ø0,15x570	Fil coton
221	Ecoute du clin foc	1	Ø0,15x220	Fil coton
222	Drisse du petit foc	1	Ø0,15x270	Fil coton
223	Hale bas du petit foc	1	Ø0,15x420	Fil coton
224	Ecoute du petit foc	1	Ø0,15x150	Fil coton
225	Drisse du foc	1	Ø0,15x400	Fil coton
226	Hale bas du foc	1	Ø0,15x440	Fil coron
227	Ecoute du foc	1	Ø0,15x140	Fil coton
228	Drisse de la trinquette	1	Ø0,15x300	Fil coton
229	Hale bas de la trinquette	1	Ø0,15x400	Fil coton
230	Ecoute de la trinquette	1	Ø0,15x80	Fil coton
231	Ecoute de la brigantine du grand mât	1	Ø0,15x30	Fil coton
232	Amure brigantine du grand mât	1	Ø0,15x60	Fil coton
233	Ecoute brigantine mât d'artimon	1	Ø0,15x30	Fil coton
234	Amure brigantine du mât d'artimon	1	Ø0,15x60	Fil coton
235	Drisse du pavillon	1	Ø0,15x500	Fil coton
236	Pavillon	1	30x57	Tissu
237	Drisse de la flèche du grand mât	1	Ø0,15x500	Fil coton
238	Ecoute de la flèche du grand mât	1	Ø0,15x400	Fil coton
239	Amure de la flèche du grand mât	1	Ø0,15x300	Fil coton
240	Ecoute de la flèche mât d'artimon	1	Ø0,15x350	Fil coton
241	Amure flèche mât d'artimon	1	Ø0,15x230	Fil coton
242	Palans de garde de la corne du grand mât	2	Ø0,15x840	Fil coton
243	Palans de garde du mât d'artimon	2	Ø0,15x660	Fil coton
244	Plaque du nom	1	16x45	Fonderie

TEILLISTE

Nr.	Bezeichnung	Anzahl	Masse (mm.)	Material	Nr.	Bezeichnung	Anzahl	Masse (mm.)	Material
1	falscher Kiel	1	4 gefräst	Sperrholz	71	Lukendeckel/Bug	1	15x15 Fertig.	Ayus
2-13	Spannen	12	4 gefräst	Sperrholz	72	Längssüll	2	1,5x5x15	Walnussbaumholz
14	Mastenverstärkungen	4	6x20x35	Sperrholz	73	Quersüll	2	1,5x5x19	Walnussbaumholz
15	Bugverstärkungen	2	4 gefräst	Sperrholz	74	Ringbolzen	60	7	Messing
16	Deck	1	1,5 gestanzt	Sperrholz	75	Ringe	60	Ø3,5	Messing
17	Messingstifte	600	10	Messing	76	Luckendeckel/Heck	1	15x20 Fertig.	Ayus
18	Heckverstärkungen	2	6x20x35	Sperrholz	77	Längssüll	2	1,5x5x15	Walnussbaumholz
19	Rumpfbeplankung	36	1,5x5x490	Ayus	78	Quersüll	2	1,5x5x24	Walnussbaumholz
20	Deckbeplankung	23	0,6x5x500	Mukali	79	Windenwellen	2	Ø3x20	Walnussbaumholz
21	Seitenstringer	2	2x3x490	Walnussbaumholz	80	unteres Zahnrad	1	Ø10x2,5	Messing
22	Heckstringer	1	2x3x70	Walnussbaumholz	81	Achsen/Windenwelle	2	Ø1x10	H.Latón
23	untere Schanzkleider	2	1,5 gestanzt	Sperrholz	82	Windentrommeln	2	Ø4,5x5	Messing
24	Heckspiegel	1	1,5 gestanzt	Sperrholz	83	oberes Zahnrad	1	Ø5x2,5	Messing
25	Schanzkleidbeplankung	8	0,6x5x500	Mukali	84	Kurbeln/Winde	2	Ø1x35	Messingdraht
26	doppelte Rumpfbeplankung	36	0,6x5x500	Sapelli	85	Maschinenbett/Winde	2	23	Gusseisen
27	Spiegelplankung	6	0,6x5x80	Mukali	86	Querstangen/Winde	3	Ø1x35	Messingdraht
28	Vorderstevenauslauf	1	5 Fertigteil	Walnussbaumholz	87	Lukendeckel/Mittel	2	33x37 Fertig.	Ayus
29	Vorderstevenfuss	1	5 Fertigteil	Walnussbaumholz	88	Quersüll	3	1,5x5x37	Walnussbaumholz
30	Vordersteven	1	5x5x67	Walnussbaumholz	89	Längssüll	2	1,5x5x72	Walnussbaumholz
31	Achtersteven	1	5 Fertigteil	Walnussbaumholz	90	Längsschotten/Küche	2	1,5 gestanzt	Sperrholz
32	Kiel	1	5x5x385	Walnussbaumholz	91	Querschotten/Küche	2	1,5 gestanzt	Sperrholz
33	Geländerstützen	32	2x3x15	Sapelli	92	Längsschottenbeplankung	10	0,6x5x35	Sapelli
34	Seitenschandecks (untere)	2	1,5x5x490	Walnussbaumholz	93	Querschottenbeplankung	14	0,6x5x35	Sapelli
35	Heckschandeck (unteres)	1	1,5x5x80	Walnussbaumholz	94	Küchendach	8	1,5x5x30	Walnussbaumholz
36	obere Seitenschankleider	2	2x3x490	Ayus	95	Baumstützen/Haupt- u. Kreuzmast	3	1,5x4 Fertig.	Sapelli
37	oberes Heckschankleid	1	2x3x80	Ayus	96	Längssockel/Küche	2	2x2x25	Walnussbaumholz
38	Wellenbrecher	2	1,5x5x135	Walnussbaumholz	97	Quersockel/Küche	2	2x2x40	Walnussbaumholz
39	innere Verstärkungen/Wellenbrecher	2	2x2x130	Walnussbaumholz	98	Küchentür	1	1,5 gestanzt	Sperrholz
40	Seitenschandecks (obere)	2	2x3x490	Walnussbaumholz	99	Scharniere	2	3x15 Fertig.	Messingband
41	Heckschandeck (oberes)	1	2x3x80	Walnussbaumholz	100	Schornsteine/Küche und Deck	2	4x23	Gusseisen
42	Schergänge	2	2x2x490	Walnussbaumholz	101	Lenzpumpen	2	Ø4x5	Messing
43	Spiegelwindvierung	2	2x2x25	Walnussbaumholz	102	Abflussrohre	2	Ø1x10	Messingdraht
44	Schanzkleidverstärkungen	6	1,5x5x25	Walnussbaumholz	103	Lenzpumpenhebel	2	Ø1x35	Messingdraht
45	Ankerklüsen	2	Ø5x6	Messing	104	Heckkappe	1	16x16 Fertig.	Walnussbaumholz
46	Steuerruderblatt (Teil)	1	5 Fertigteil	Walnussbaumholz	105	Quersockel/Kappe	2	2x2x16	Walnussbaumholz
47	Steuerruderblatt (Teil)	1	5 Fertigteil	Walnussbaumholz	106	Längssockel/Kappe	2	2x2x20	Walnussbaumholz
48	Steuerruderscharniere	4	3x20 Fertig.	Messing	107	Kappendach/Heckseite	1	1,5 gestanzt	Sperrholz
49	Scharnierachsen/Ruder	2	Ø2x8	Messingdraht	108	Kappentür/Heckseite	1	1,5 gestanzt	Sperrholz
50	Seitennagelbänke/Bug	2	1,5x5x35	Walnussbaumholz	109	Schiebedachführung	2	2x2x15	Walnussbaumholz
51	Seitennagelbänke/Hauptmast	2	1,5x5x40	Walnussbaumholz	110	Schiebedach	1	1,5 gestanzt	Sperrholz
52	Seitennagelbänke/Kreuzmast	2	1,5x5x30	Walnussbaumholz	111	Schiebedachgriff	1	2x2x6	Walnussbaumholz
53	Heckstützplatten	2	1,5 gestanzt	Sperrholz	112	Oberlicht	1	9x14 Fertig.	Walnussbaumholz
54	Spillträger	1	5x5x25	Walnussbaumholz	113	Oberlichtdeckel	2	14x29	Gusseisen
55	Glockenhalterung	1	Ø1x20	Messingdraht	114	Boden/Steuerradkabine	1	1,5 gestanzt	Sperrholz
56	Glocke	1	Ø5x5	Brass	115	Längsschotten	2	1,5 gestanzt	Sperrholz
57	Spill-Zahnrad	1	Ø5x2,5	Brass	116	Querschotten/Bugseite	1	1,5 gestanzt	Sperrholz
58	Spillwellen	2	Ø6x15	Buchsbaumholz	117	Querschotten/Heckseite	1	1,5 gestanzt	Sperrholz
59	Spill-Seitenteile	2	3 Fertigteil	Sapelli	118	Schottbeplankung/Steuerruderkabine	20	0,6x5x35	Sapelli
60	Spill-Querholz	1	2x2x41	Walnussbaumholz	119	Dach/Steuerruderkabine	8	1,5x5x40	Walnussbaumholz
61	Spill-Trommeln	2	Ø6x6	Messing	120	Längssockel	2	2x2x17	Walnussbaumholz
62	Bugkappe	1	13x13 Fertig.	Walnussbaumholz	121	Quersockel/Bugseite	1	2x2x40	Walnussbaumholz
63	Längssockel/Kappe	2	2x2x13	Walnussbaumholz	122	Tür/Steuerruderkabine	1	1,5 gestanzt	Sperrholz
64	Quersockel/Kappe	2	2x2x17	Walnussbaumholz	123	Trenner/Steuerruderrad	1	Ø4x1,5 Fertig.	Walnussbaumholz
65	Dachbeplankung/Bugkappe	5	1,5x5x17	Walnussbaumholz	124	Klampen	4	12	Gusseisen
66	Tür/Bugkappe	1	1,5 gestanzt	Sperrholz	125	Steuerruderrad	1	Ø20	Gusseisen
67	grosse Wasserbehälter	2	10x15 Fertig.	Walnussbaumholz	126	Dübel	1	6	Buchsbaumholz
68	Behälterverstärkungen	8	2x55	Messingband	127	Anker	2	40	Gusseisen
69	Öffnungen/Wasserbehälter	4	Ø3x3	Walnussbaumholz	128	Ankerstöcke	2	Fertigteil	Gusseisen
70	kleine Wasserbehälter	2	10x15 Fertig.	Walnussbaumholz	129	Ringe	15	Ø5	Messing

Nr.	Bezeichnung	Anzahl	Masse (mm.)	Material
130	Kästen/Positionslichter	4	1,5x5x15	Walnussbaumholz
131	Positionslichterkästen/Seiten	2	1,5x5x5	Walnussbaumholz
132	Positionslichter	2	Ø3x3	Messing
133	Verholleinführung	2	9	Gusseisen
134	Ankerdavits	2	45	Gusseisen
135	Rohre	3	20	Gusseisen
136	Kompasshäuschen	1	18	Gusseisen
137	Klappblöcke	30	Ø5	Buchsbaumholz
138	Püttings	14	Ø0,5x120	Messingdraht
139	untere Glieder	15	3x8	Messing
140	Verstärkungen/Vorderstegen	2	3x20	Messingband
141	Glen-Block	14	4	Buchsbaumholz
142	Blockrollen	40	4	Buchsbaumholz
143	galvan. Draht	1	Ø0,25x3000	Draht
144	Bugspriet	1	Ø6x185	Walnussbaumholz
145	Klammern/Bugspriet und Bäume	7	3x20	Messingband
146	waagerechter Stampfstock	2	Ø1x35	Baumwollgarn
147	Haupt-Untermast	1	Ø8x315	Walnussbaumholz
148	Mastlochkragen/Hauptmast	1	Ø8xØ12	Buchsbaumholz
149	Masten-Nagelbank	1	Ø8xØ14	Buchsbaumholz
150	Baumhalterngen	2	Fertigteil	Messing
151	Ringe	10	Ø10	Messing
152	Nägel	45	10	Buchsbaumholz
153	Mastbacken	2	2 Fertigteil	Walnussbaumholz
154	Saling	2	2x25 Fertig.	Sapelli
155	Trenner	1	2x2x6	Walnussbaumholz
156	Eselshaupt	2	5x17 Fertig.	Buchenholz
157	Haupt-Toppmast	1	Ø5x193	Walnussbaumholz
158	Kreuzsaling	1	2x2x60	Walnussbaumholz
159	Mastpitzenabdeckung	2	Ø5	Buchsbaumholz
160	Kreuzmast	1	Ø6x290	Walnussbaumholz
161	Masten-Nagelbank	1	Ø6xØ12	Buchsbaumholz
162	Mastlochkragen/Kreuzmast	1	Ø6xØ10	Buchsbaumholz
163	Ringe	7	Ø8	Messing
164	Hauptmastbaum	1	Ø5x160	Walnussbaumholz
165	Baumzapfen	2	Ø1x20	Messingdraht
166	Baumdrehzapfen	2	Ø3x8	Messing
167	Jäckstag	1	2x3x130	Walnussbaumholz
168	Kreuzmastbaum	1	Ø5x115	Walnussbaumholz
169	Jäckstag	1	2x3x85	Walnussbaumholz
170	Hauptmastgaffel	1	Ø4x145	Walnussbaumholz
171	Gaffelklauen	2	Fertigteil	Gusseisen
172	Rackklotjen	12	Ø3	Glas
173	Geere (braun)	4	Ø0,15x80	Baumwollgarn
174	Kreuzmastgaffel	1	Ø4x95	Walnussbaumholz
175	Gaffeltoppsegelrah	1	Ø3x90	Walnussbaumholz
176	Aussenklüversegel	1		Stoff
177	Klüversegel	1		Stoff
178	Mittelklüversegel	1		Stoff
179	Stagflocksegel	1		Stoff
180	Grossgaffelsegel	1		Stoff
181	Gross-Gaffeltoppsegel	1		Stoff
182	Kreuzgaffelsegel	1		Stoff
183	Kreuz-Gaffeltoppsegel	1		Stoff
184	Liektau d. Segel (naturfarben)	1	Ø0,5x6000	Baumwollgarn
185	Zurring/bugspriet	1	2x55	Messingband
186	Bugspriet-Nagelbank	1	1,5x5x52	Walnussbaumholz
187	Ankertau	2	Ø0,5x200	Baumwollgarn
188	Taljen/Ankerdavits (naturfarben)	2	Ø0,15x100	Baumwollgarn

Nr.	Bezeichnung	Anzahl	Masse (mm.)	Material
189	Ankerzurring (naturfarben)	2	Ø0,15x50	Baumwollgarn
190	Stützen/Positionslichterkästen	4	Ø1x20	Messingdraht
191	Reihleine d. Segel (naturfarben)	1	Ø0,15x1500	Baumwollgarn
192	Bugsprietwanten	2	Ø0,5x170	Baumwollgarn
193	Wasserstag/bugspriet	1	Ø0,5x100	Baumwollgarn
194	bewegl. Wasserstag/Bugspriet	1	Ø0,5x100	Baumwollgarn
195	Wasserstagtalje (naturfarben)	1	Ø0,15x330	Baumwollgarn
196	doppelte Wanten/Hauptmast	4	Ø0,5x500	Baumwollgarn
197	Sorrtau (naturfarben)	8	Ø0,15x100	Baumwollgarn
198	untere Webeleinen / Hauptmast	2	2x2x40	Walnussbaumholz
199	Webeleine/Hauptmast (naturfarben)	1	Ø0,15x1000	Baumwollgarn
200	doppelte Wanten/Kreuzmast	3	Ø0,5x450	Baumwollgarn
201	Sorrtau (naturfarben)	6	Ø0,15x100	Baumwollgarn
202	Hauptmaststag	1	Ø0,5x330	Baumwollgarn
203	Mittelklüversegel	1	Ø0,5x350	Baumwollgarn
204	Klüversegel	1	Ø0,5x410	Baumwollgarn
205	Aussenklüversegel	1	Ø0,5x550	Baumwollgarn
206	bewegl. Pardunen/Hauptmast	2	Ø0,5x380	Baumwollgarn
207	Talje d. bewegl. Pardunen (naturfarben)	2	Ø0,15x300	Baumwollgarn
208	Gaffelklauendriss/Hauptmast (naturfarben)	1	Ø0,15x300	Baumwollgarn
209	Vorgaffeldriss/Hauptmast (naturfarben)	1	Ø0,15x430	Baumwollgarn
210	Gaffelklauendriss/Kreuzmast (naturfarben)	1	Ø0,15x280	Baumwollgarn
211	Vorgaffeldriss/Kreuzmast (naturfarben)	1	Ø0,15x430	Baumwollgarn
212	Kranleine/Gaffelbaum/Hauptmast (braun)	1	Ø0,15x280	Baumwollgarn
213	Kranleinentalje (naturfarben)	1	Ø0,15x420	Baumwollgarn
214	Kranleine/Gaffelbaum/Kreuzmast (braun)	1	Ø0,15x230	Baumwollgarn
215	Kranleinentalje (naturfarben)	1	Ø0,15x350	Baumwollgarn
216	Gaffelbaumschote/Hauptmast	1	Ø0,15x200	Baumwollgarn
217	Gaffelbaumschote/Kreuzmast	1	Ø0,15x150	Baumwollgarn
218	Driss/Kreuzmastrah	1	Ø0,15x300	Baumwollgarn
219	Driss/Aussenklüversegel	1	Ø0,15x680	Baumwollgarn
220	Geitau/Aussenklüversegel	1	Ø0,15x570	Baumwollgarn
221	Schote/Aussenklüversegel	1	Ø0,15x220	Baumwollgarn
222	Driss/Mittelklüversegel	1	Ø0,15x270	Baumwollgarn
223	Geitau/Mittelklüversegel	1	Ø0,15x420	Baumwollgarn
224	Schote/Mittelklüversegel	1	Ø0,15x150	Baumwollgarn
225	Driss/Klüversegel	1	Ø0,15x400	Baumwollgarn
226	Geitau/Klüversegel	1	Ø0,15x440	Baumwollgarn
227	Schote/Klüversegel	1	Ø0,15x140	Baumwollgarn
228	Driss/Stagflocksegel	1	Ø0,15x300	Baumwollgarn
229	Geitau/Stagflocksegel	1	Ø0,15x400	Baumwollgarn
230	Schote/Stagflocksegel	1	Ø0,15x80	Baumwollgarn
231	Schote/Grossgaffelsegel	1	Ø0,15x30	Baumwollgarn
232	Hals/Grossgaffelsegel	1	Ø0,15x60	Baumwollgarn
233	Schote/Kreuzgaffelsegel	1	Ø0,15x30	Baumwollgarn
234	Hals/Kreuzgaffelsegel	1	Ø0,15x60	Baumwollgarn
235	Flaggendriss	1	Ø0,15x500	Baumwollgarn
236	Flagge	1	30x57	Stoff
237	Driss/Gross-Gaffeltoppsegel	1	Ø0,15x500	Baumwollgarn
238	Schote/Gross-Gaffeltoppsegel	1	Ø0,15x400	Baumwollgarn
239	Hals/Gross-Gaffeltoppsegel	1	Ø0,15x300	Baumwollgarn
240	Schote/Kreuz-Gaffeltoppsegel	1	Ø0,15x350	Baumwollgarn
241	Hals/Kreuz-Gaffeltoppsegel	1	Ø0,15x230	Baumwollgarn
242	Geere/Grossgaffelsegel	2	Ø0,15x840	Baumwollgarn
243	Geere/Kreuzgaffelsegel	2	Ø0,15x660	Baumwollgarn
244	Schild	1	16x45	Gusseisen